

Thousands More Children Die as EU Drags Out Europe-wide Investigation Into Why There's Been an 8x Increase in Excess Deaths Among Children Since EMA Approved COVID Vaccine for Kids

By [The Exposé](#)

Global Research, October 16, 2022
[The Exposé](#) 13 October 2022

Region: [Europe](#)

Theme: [Science and Medicine](#)

All Global Research articles can be read in 51 languages by activating the Translate Website button below the author's name.

To receive Global Research's Daily Newsletter (selected articles), [click here](#).

Follow us on [Instagram](#) and [Twitter](#) and subscribe to our [Telegram Channel](#). Feel free to repost and share widely Global Research articles.

It has now been several weeks since the EU and official EU statistics departments were forced to launch an official Europe-wide investigation into excess deaths among children because of an exclusive investigation conducted and published by The Exposé.

But countries across Europe are still "struggling" to conclude why so many children have died across the continent ever since the European Medicines Agency extended the emergency use authorisation of the Pfizer Covid-19 vaccine for use in children aged 12 to 15 in May 2021.

On the 29th of August 2022, [we exclusively revealed](#) that official mortality figures for Europe showed a shocking 691% increase in excess deaths among children up to week 33 of 2022 since the European Medicines Agency extended the emergency use authorisation of the Pfizer Covid-19 vaccine for use in children aged 12 to 15 in May 2021.

Children are being killed: 8x increase in Excess Deaths among Children in Europe since COVID Vaccine roll-out according to Official EU Data

BY THE EXPOSÉ

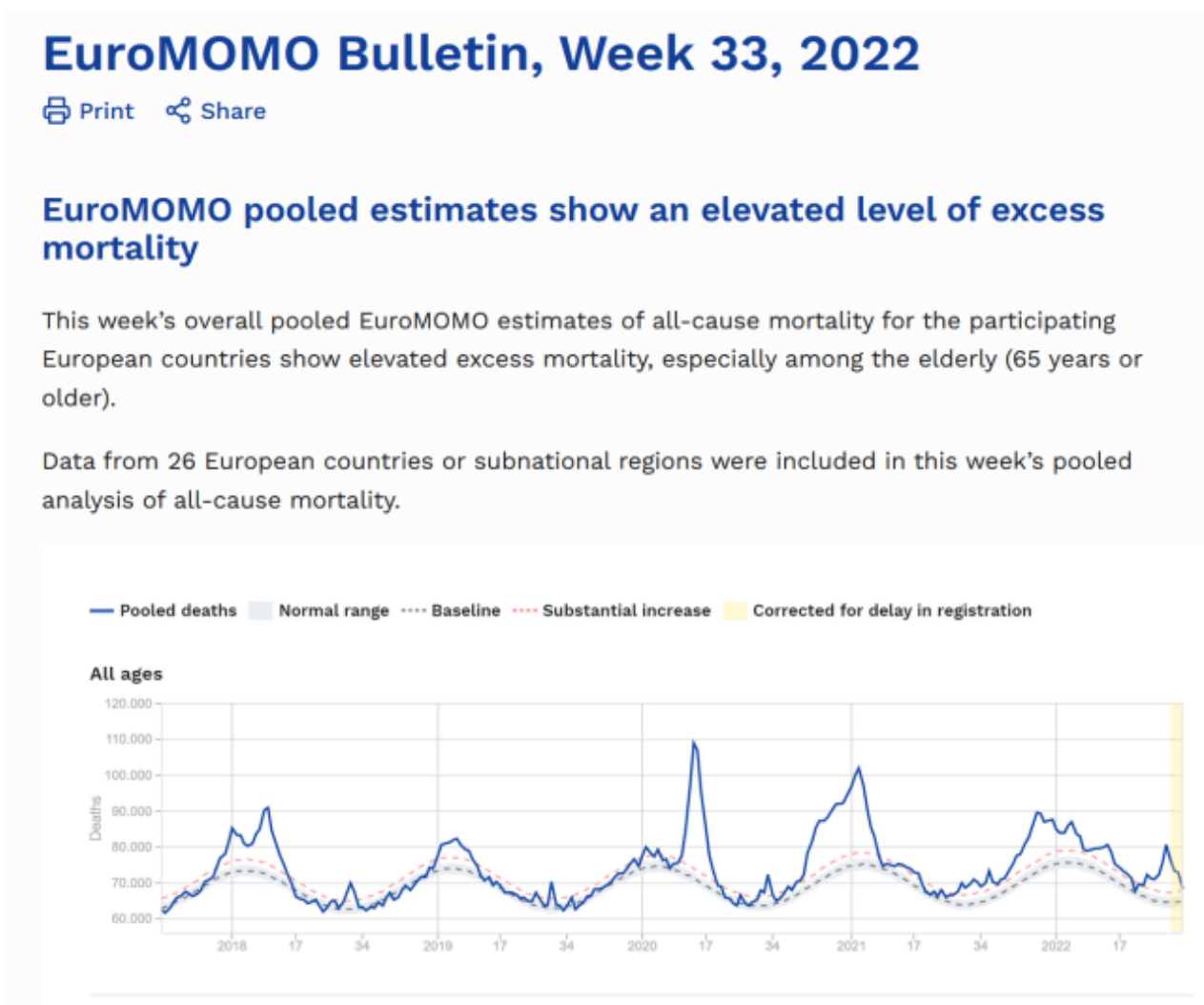
[Source](#)

Before this decision by the European Medicines Agency, deaths among children in 2021 were below the expected rate. But following the emergency use authorisation, we discovered that excess deaths among children had risen by a deeply troubling 1,599% by the end of the year compared to the 2017 to 2020 average.

Three weeks after our investigation, EuroMOMO, which provides the statistics, was forced to officially publicly acknowledge the elevated excess mortality among children and opened a Europe-wide investigation into the possible causes.

We conducted our investigation using the data published by EuroMOMO in their [week 33, 2022 bulletin](#).

Here's a snapshot of the bulletin published by EuroMOMO at the time -



[Source](#)

EuroMOMO failed to mention the elevated mortality among children aged 0 to 14.

But three weeks on from our investigation, EuroMOMO was forced to do so as can be seen in a snapshot of EuroMOMO's week 36 bulletin -

EuroMOMO Bulletin, Week 36, 2022

Print Share

EuroMOMO pooled estimates show an elevated level of excess mortality

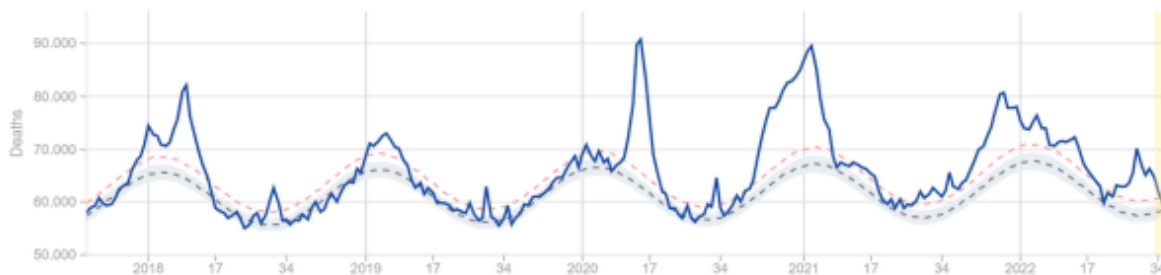
This week's overall pooled EuroMOMO estimates of all-cause mortality for the participating European countries show elevated excess mortality. Since mid-2021, the accumulated level of mortality in Europe in the age group of 0-14 years seems to have increased. The possible explanations are being investigated.

Data from 24 European countries or subnational regions were included in this week's pooled analysis of all-cause mortality.

Spain does not participate in EuroMOMO outputs in week 36/2022, due to an adjustment process related with mortality data sources at national level.

— Pooled deaths ■ Normal range - - - Baseline - - - Substantial increase ■ Corrected for delay in registration

All ages



[Source](#)

EuroMOMO also added a further note in its week 36 bulletin –

Note on observed excess mortality in the age group 0-14 years during 2021-2022

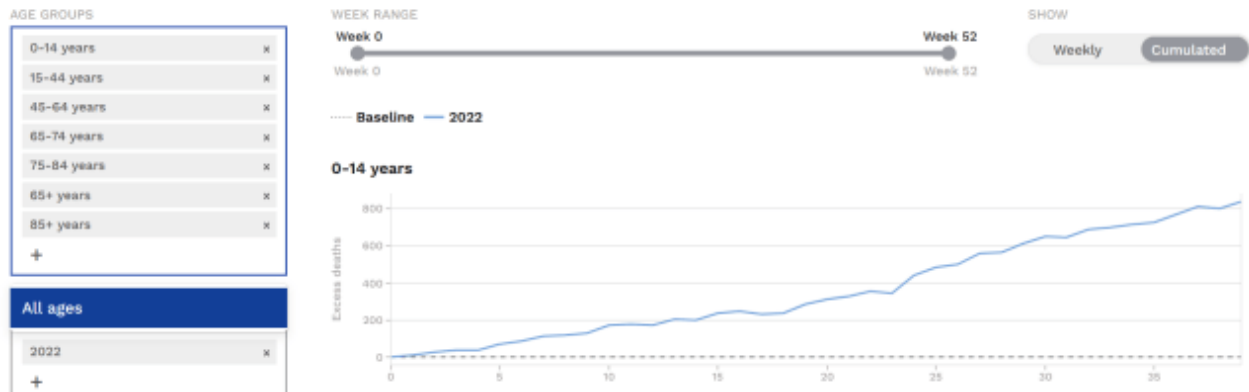
Since mid-2021, some unusual excess mortality signals have been observed in the age group of 0-14 years. EuroMOMO is looking into the possible explanation for these signals, in consultation with participating countries in the network.

[Source](#)

However, four tweeks have now passed since the investigation was launched and the data shows that thousands of children have died in this period resulting in hundreds of further excess deaths.

Excess mortality

Graphs showing the weekly excess deaths (deviation in mortality from the expected level) in the data-providing EuroMOMO partner countries for the past years, all ages and by age groups.



[Source](#)

Unfortunately, EuroMOMO has nothing more to say on the matter in its latest update other than “Since mid-2021, some unusual excess mortality signals have been observed in the age group of 0-14 years. EuroMOMO is looking into the possible explanation for these signals, in consultation with participating countries in the network.”

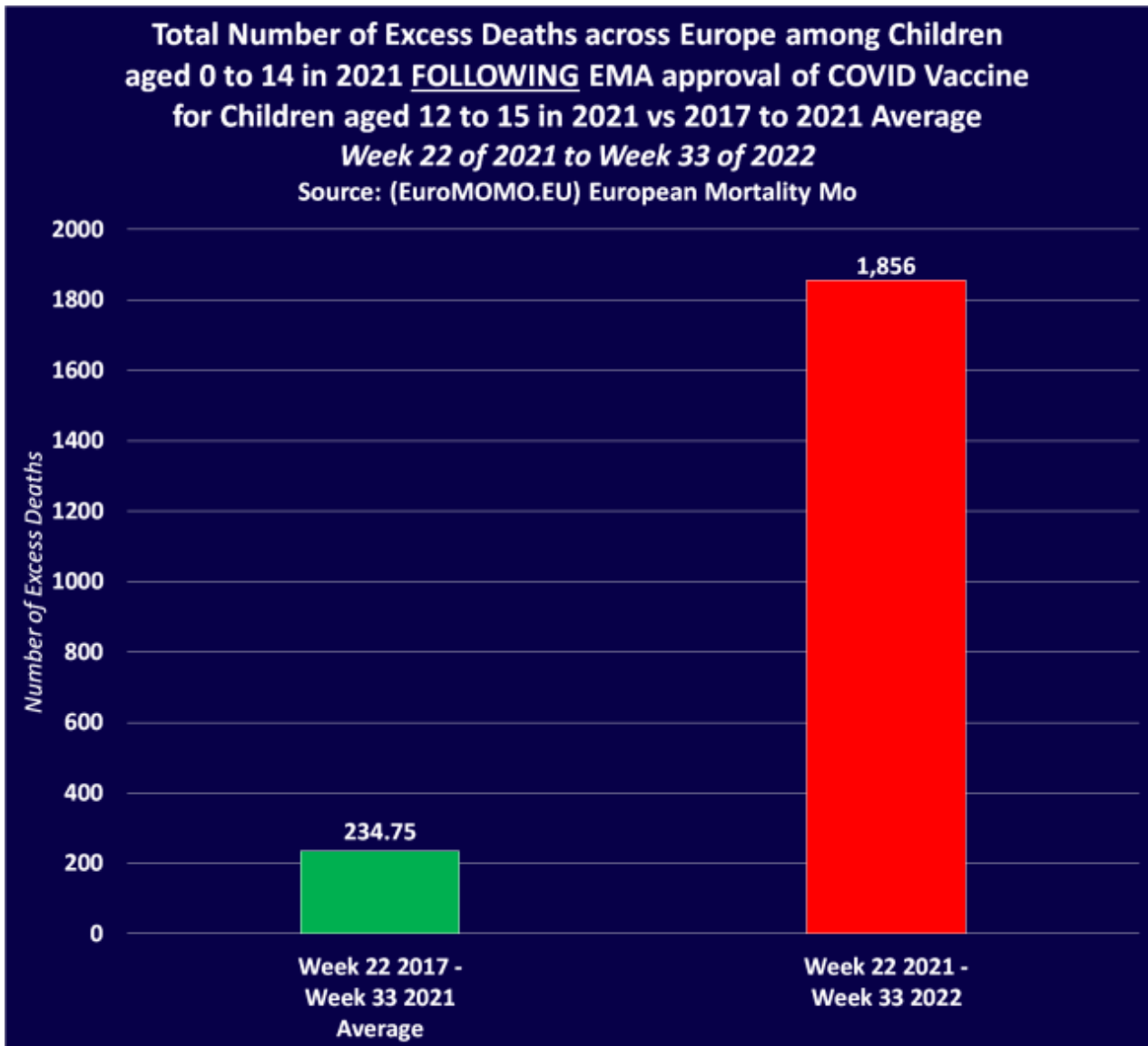
Note on observed excess mortality in the age group 0-14 years during 2021-2022

Since mid-2021, some unusual excess mortality signals have been observed in the age group of 0-14 years. EuroMOMO is looking into the possible explanation for these signals, in consultation with participating countries in the network.

[Source](#)

How many more children have to die before they finally admit the mistake that was made in offering them the Covid-19 injection?

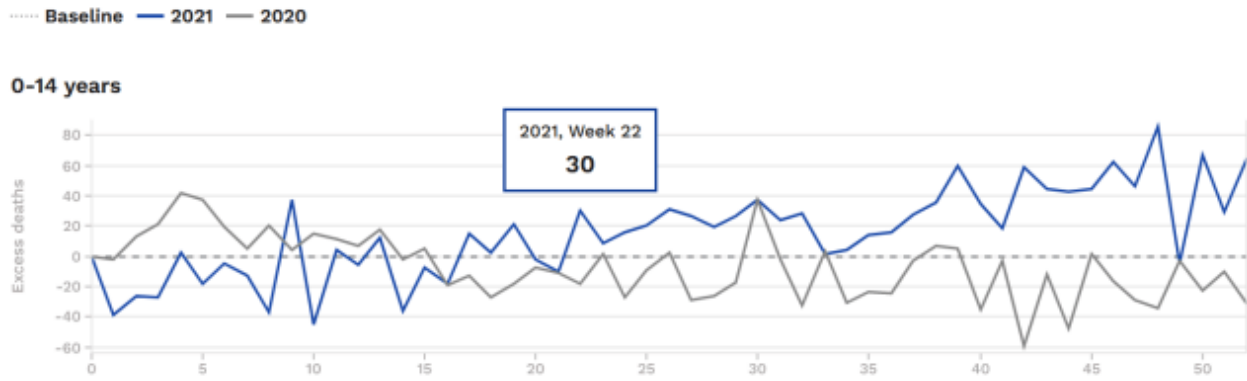
You can read our original investigation in full below that has forced the European Union to conduct a Europe-wide investigation into why so many children are dying...



[EuroMOMO](#) is a European mortality monitoring activity. The organisation states that its aim is to “detect and measure excess deaths related to seasonal influenza, pandemics and other public health threats”.

Official national mortality statistics are provided weekly from the 29 European countries or subnational regions in the EuroMOMO collaborative network, supported by the European Centre for Disease Prevention and Control (ECDC) and the World Health Organization (WHO), and hosted by [Statens Serum Institut](#), Denmark.


The following chart shows the weekly excess deaths throughout 2020 and 2021 among children aged 0 to 14 across Europe. The graph has been taken from the EuroMOMO website and can be accessed [here](#).



[Source](#)

As you can see from the above, deaths among children throughout 2020 were generally below the expected number of deaths. This trend continued throughout 2021 up to week 22, at which point excess deaths were recorded week on week until the end of the year.

What’s interesting about the fact excess deaths began to be recorded among children in week 22 of 2021 is that it coincides with the week the European Medicines Agency (EMA) granted [“an extension of indication for the COVID-19 vaccine Comirnaty \(Pfizer\) to include use in children aged 12 to 15”](#).



First COVID-19 vaccine approved for children aged 12 to 15 in EU [Share](#)

News 28/05/2021

EMA’s human medicines committee (CHMP) has recommended granting an extension of indication for the COVID-19 vaccine [Comirnaty](#) to include use in children aged 12 to 15. The vaccine is already approved for use in adults and adolescents aged 16 and above.

[Source](#)

Just a few months later, the EMA also gave emergency use approval for the Pfizer vaccine to be administered to children as young as 5.

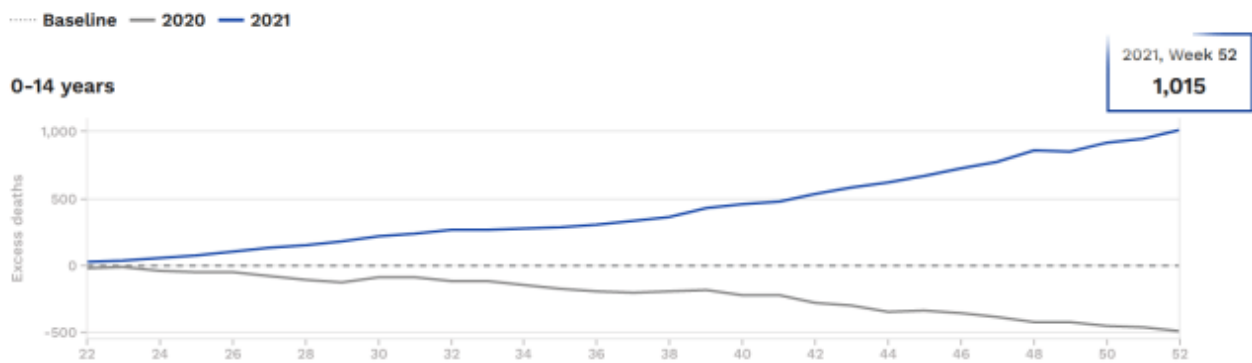
Comirnaty COVID-19 vaccine: EMA recommends approval for children aged 5 to 11 [← Share](#)

News 25/11/2021

EMA's human medicines committee (CHMP) has recommended granting an extension of indication for the COVID-19 vaccine Comirnaty to include use in children aged 5 to 11. The vaccine, developed by BioNTech and Pfizer, is already approved for use in adults and children aged 12 and above.

[Source](#)

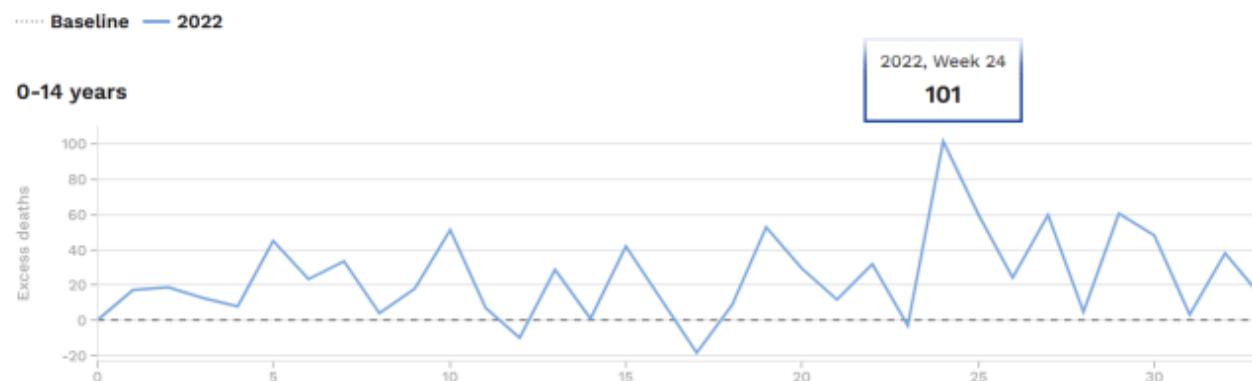
The following chart, extracted from the [EuroMOMO website](#), shows the cumulative total number of excess deaths throughout both 2020 and 2021 from week 22 (the week the Covid-19 vaccine was approved for children) to week 52 (the end of the year).



[Source](#)

According to EuroMOMO, Europe recorded 1,015 excess deaths among children during this time frame in 2021, whilst recording 491 fewer deaths than expected during this time frame in 2020.

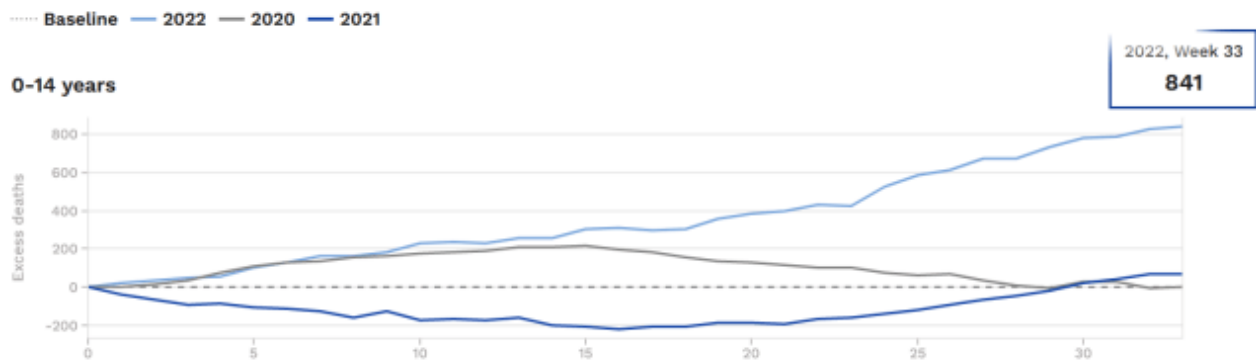
The following chart shows the weekly excess deaths throughout 2022 among children aged 0 to 14 across Europe. The graph has been taken from the EuroMOMO website and can be accessed [here](#).



[Source](#)

The data so far covers up to week 33 of 2022 (*mid-August*), and as you can see the majority of weeks have seen deaths among children well above the expected rate. Week 24 saw a record 101 excess deaths among children aged 0 to 14.

The following chart, extracted from the [EuroMOMO website](#), shows the cumulative total number of excess deaths throughout both 2022 up to week 33.



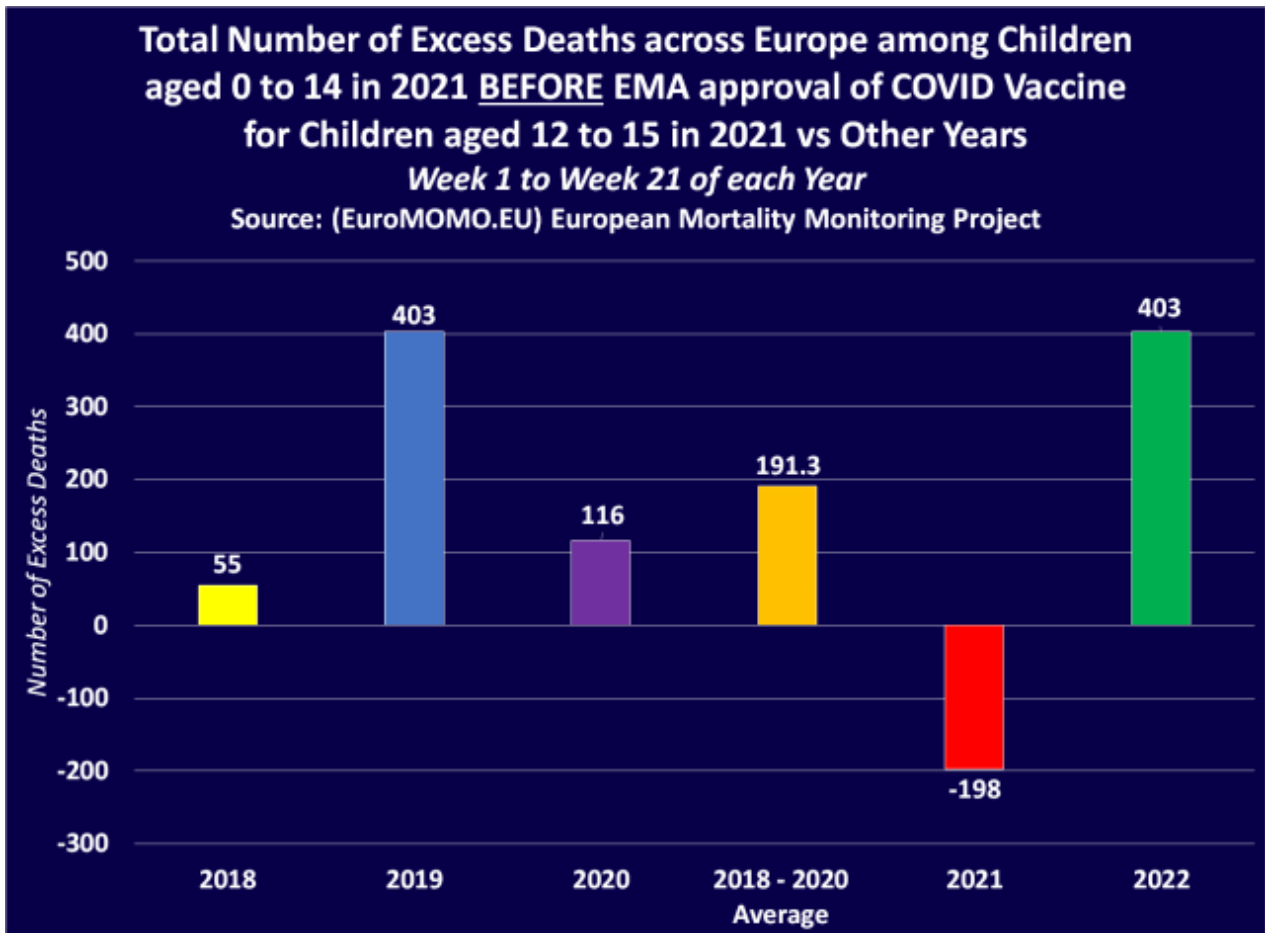
[Source](#)

According to EuroMOMO, Europe recorded 841 excess deaths among children during this time frame compared to the expected rate.

Since the EMA first approved the Pfizer Covid-19 injection for use in children in May 2021, Europe has recorded 1,856 excess deaths among children aged 0 to 14 against the expected rate. This statistic alone is sickening because it represents an unbelievable 185,600% increase in deaths.

However, because that number is so unbelievably high it would be fairer to actually compare excess deaths among children post-Covid-19 vaccination against the average number of deaths among children in the previous few years.

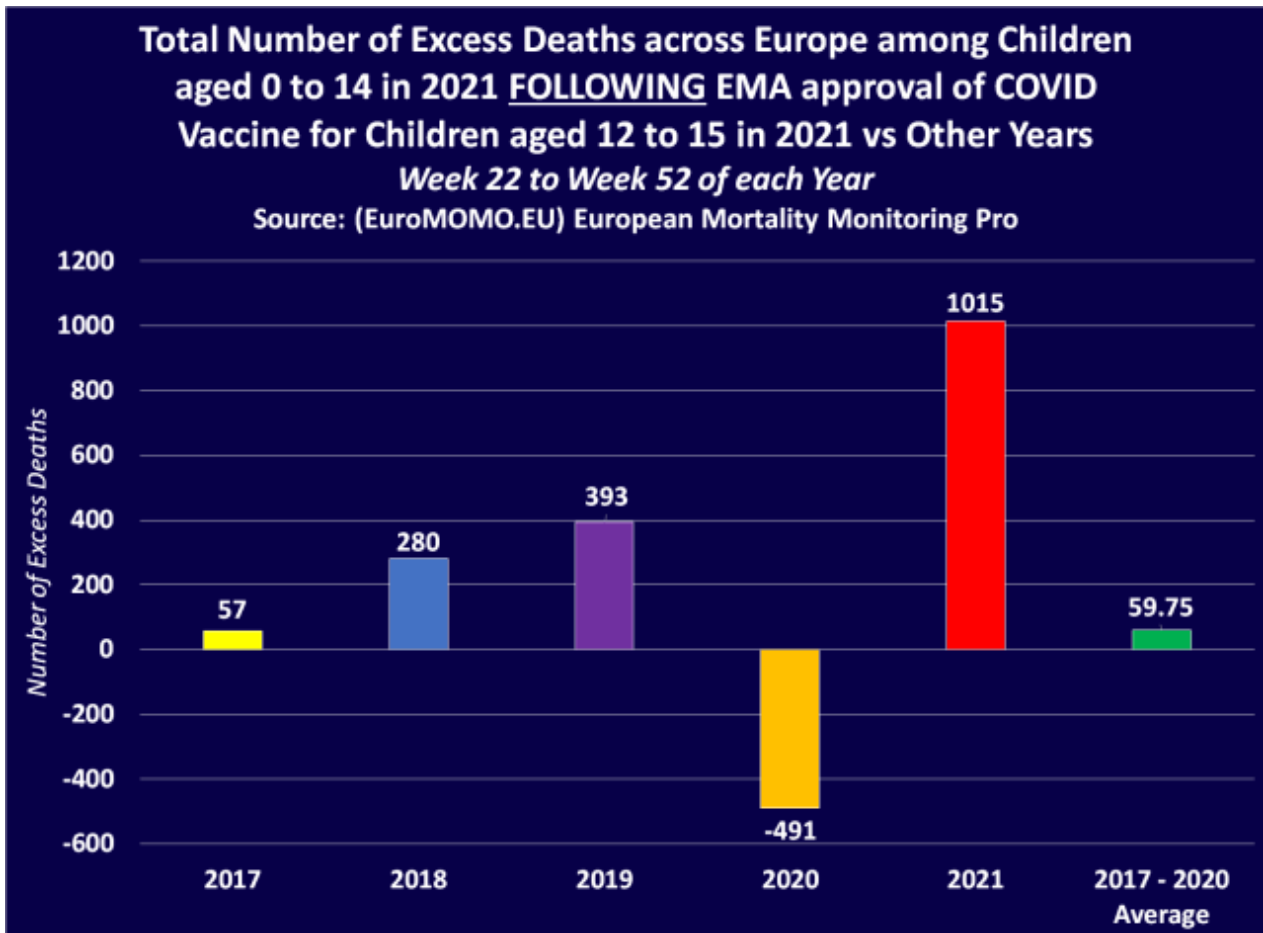
The following chart shows the total number of excess deaths among children aged 0 to 14 in 2021 *before* EMA approval of the Covid-19 vaccine for 12 to 15-year-olds in week 22, compared to the same time frame in other years. The numbers have been extracted from the EuroMOMO website and can be accessed [here](#).



[Source Data](#)

The 2018 to 2020 average number of excess deaths among children across Europe between week 1 and week 21 equates to 191.3. But during the first 21 weeks of 2021, there were actually 198 fewer deaths among children than expected and 389.3 fewer deaths than the 2018 to 2020 average.

The following chart shows the total number of excess deaths among children aged 0 to 14 in 2021 *following* EMA approval of the Covid-19 vaccine for 12 to 15-year-olds in week 22, compared to the same time frame in other years. The numbers have been extracted from the EuroMOMO website and can be accessed [here](#).

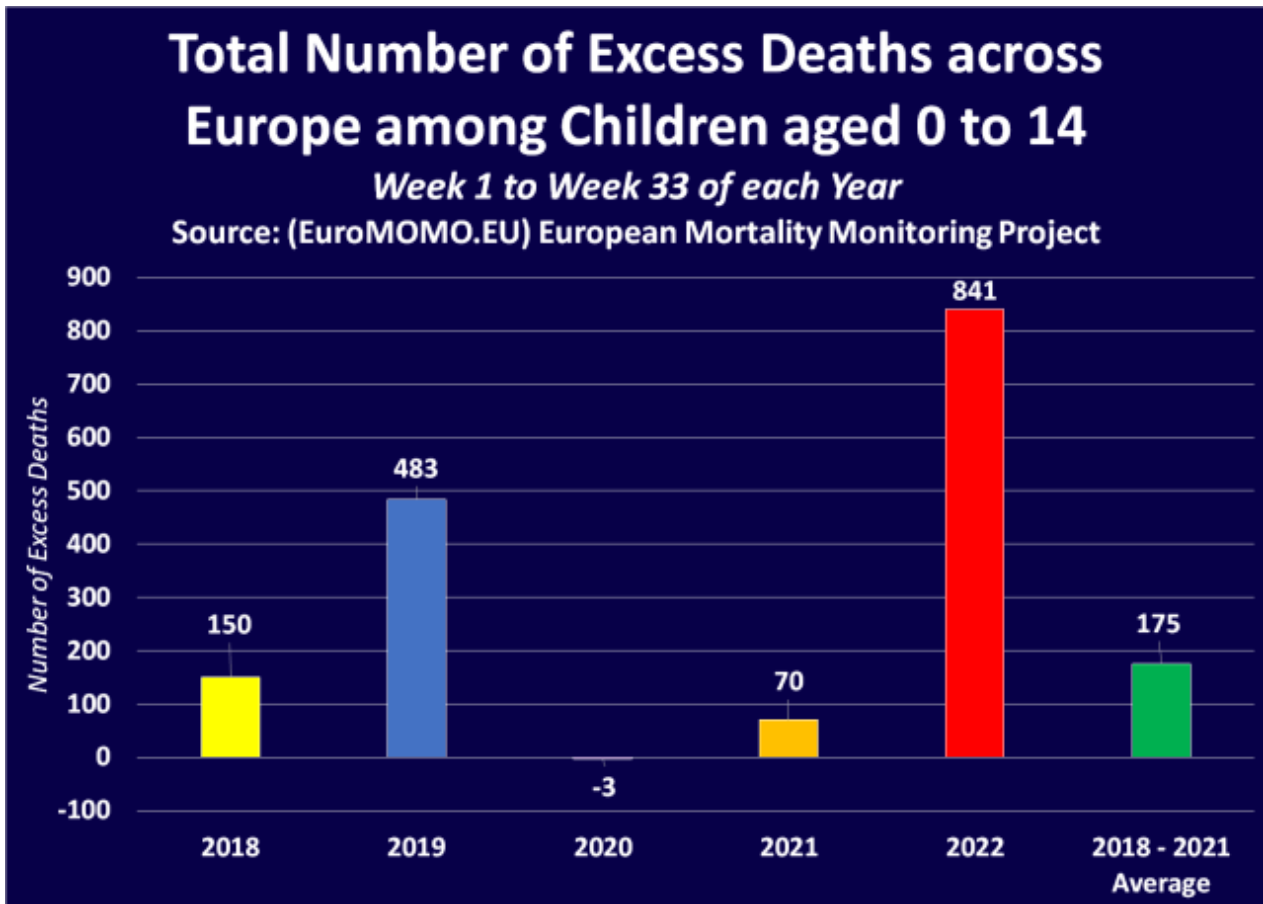


[Source Data](#)

The 2017 to 2020 average number of excess deaths among children across Europe between week 22 and week 52 equates to 59.75. But during the same period in 2021, following EMA approval of the Pfizer Covid-19 vaccine for children, there were 1,015 more deaths among children than expected and 955.25 more deaths than the 2017 to 2020 average.

This means excess deaths among children throughout 2021 after EMA approval of the Covid-19 injection for children aged 12 to 15, increased by 1,599% compared to the 2017 to 2020 average.

The following chart shows the total number of excess deaths among children aged 0 to 14 in 2022 so far (*Week 33*) compared to the same time frame in other years. The numbers have been extracted from the EuroMOMO website and can be accessed [here](#).



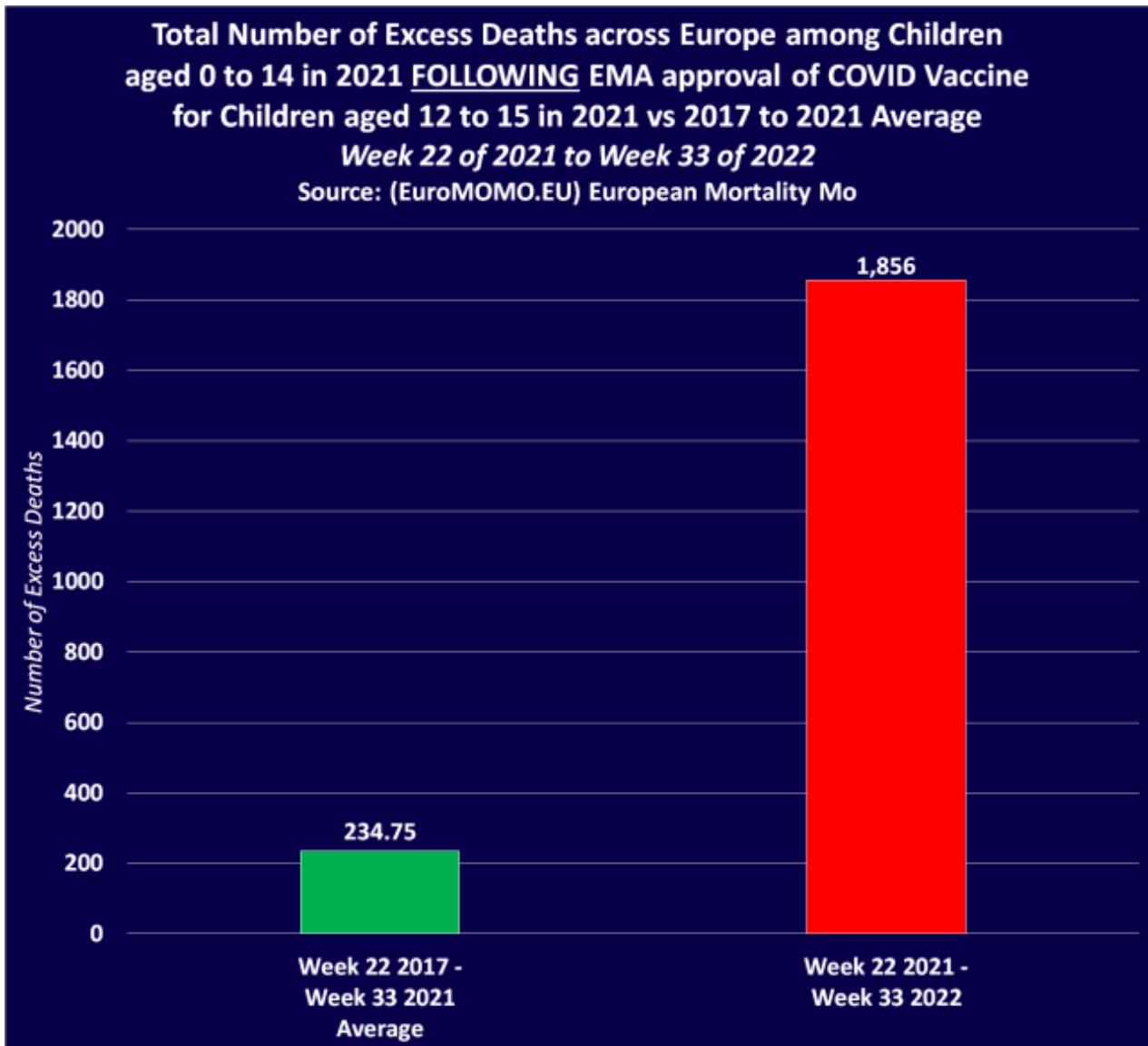
[Source Data](#)

In 2022, children aged 5 and over across Europe have been offered the Covid-19 injection, and children aged 12 and over have been offered up to three doses of the Covid-19 injection.

The 2018 to 2021 average number of excess deaths among children between week 1 and week 33 equates to 175. But during the first 33 weeks of 2022, there were 841 more deaths among children than expected and 666 more deaths than the 2018 to 2021 average.

This means excess deaths among children throughout 2022 so far after EMA approval of the Covid-19 injection for children aged 5 and above, have increased by 381% compared to the 2018 to 2021 average.

Once we combine the figures for week 22 in 2021 onwards up to week 33 of 2022 (*1,856 excess deaths*), and compare them against the combined 2017 to 2020 & 2018 to 2021 average (*234.75 excess deaths*), we find that excess deaths among children across Europe have increased by 691% since the European Medicines Agency first approved a Covid-19 vaccine for children aged 12 to 15 in May 2021.

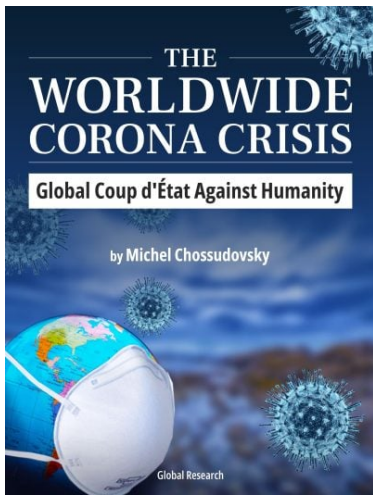


Is this just an unfortunate coincidence to add to the long list of “coincidences” that have occurred since early 2020? The authorities would most definitely like you to think so. But they still need to explain why thousands more children are dying than normally expected across Europe.

*

Note to readers: Please click the share buttons above or below. Follow us on Instagram and Twitter and subscribe to our Telegram Channel. Feel free to repost and share widely Global Research articles.

Featured image is from Children's Health Defense



The Worldwide Corona Crisis, Global Coup d'Etat Against Humanity

by Michel Chossudovsky

Michel Chossudovsky reviews in detail how this insidious project “destroys people’s lives”. He provides a comprehensive analysis of everything you need to know about the “pandemic” — from the medical dimensions to the economic and social repercussions, political underpinnings, and mental and psychological impacts.

“My objective as an author is to inform people worldwide and refute the official narrative which has been used as a justification to destabilize the economic and social fabric of entire countries, followed by the imposition of the “deadly” COVID-19 “vaccine”. This crisis affects humanity in its entirety: almost 8 billion people. We stand in solidarity with our fellow human beings and our children worldwide. Truth is a powerful instrument.”

ISBN: 978-0-9879389-3-0, Year: 2022, PDF Ebook, Pages: 164, 15 Chapters

Price: \$11.50

[Purchase directly from the Global Research Online Store](#)

You may also purchase directly at [DonorBox “Worldwide Corona Crisis” Campaign Page!](#) (NOTE: User-friendly)

The original source of this article is [The Expose](#)

Copyright © [The Expose](#), [The Expose](#), 2022

[Comment on Global Research Articles on our Facebook page](#)

[Become a Member of Global Research](#)

Articles by: [The Expose](#)

Disclaimer: The contents of this article are of sole responsibility of the author(s). The Centre for Research on Globalization will not be responsible for any inaccurate or incorrect statement in this article. The Centre of Research on Globalization grants permission to cross-post Global Research articles on community internet sites as long the source and copyright are acknowledged together with a hyperlink to the original Global Research article. For publication of Global Research articles in print or other forms including commercial internet sites, contact: publications@globalresearch.ca

www.globalresearch.ca contains copyrighted material the use of which has not always been specifically authorized by the copyright owner. We are making such material available to our readers under the provisions of "fair use" in an effort to advance a better understanding of political, economic and social issues. The material on this site is distributed without profit to those who have expressed a prior interest in receiving it for research and educational purposes. If you wish to use copyrighted material for purposes other than "fair use" you must request permission from the copyright owner.

For media inquiries: publications@globalresearch.ca