

Shocking: UK Government Admits COVID Vaccinated Children Are 4423% More Likely to Die of Any Cause & 13,633% More Likely to Die of COVID-19 Than Unvaccinated Children

By [The Expose](#)

Global Research, August 13, 2022

[The Expose](#) 27 July 2022

Region: [Europe](#)

Theme: [Science and Medicine](#)

All Global Research articles can be read in 51 languages by activating the “Translate Website” drop down menu on the top banner of our home page (Desktop version).

To receive Global Research’s Daily Newsletter (selected articles), [click here](#).

Follow us on [Instagram](#) and [Twitter](#) and subscribe to our [Telegram Channel](#). Feel free to repost and share widely Global Research articles.

First published on July 29, 2022

Global Research Editor’s Note

We should be cautious in analyzing the categorization of mortality and morbidity. The ONS analyses deaths from vaccinated and non vaccinated. Table 6 below of the ONS contains a dataset pertaining to:

1. deaths involving Covid-19,
2. deaths not involving Covid-19 and
3. all-cause deaths by age group

Deaths involving Covid-19 is a total misnomer, i.e. the tabulated results of **the PCR test which is totally invalid (according to the WHO and the CDC)**. A positive PCR case does not confirm that death is attributable to Covid-19. Was an autopsy conducted or was it just a PCR test?

There is no differentiation between the three categories indicated above.

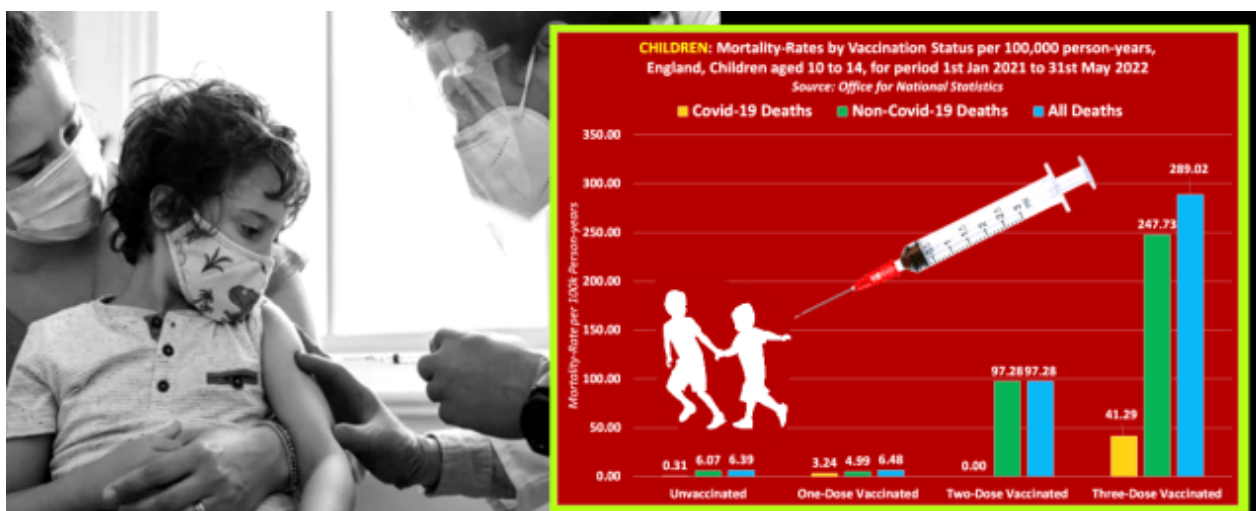
The only category which has meaning is “all cause deaths by age group”

What is important is to establish and compare mortality pertaining to vaccinated and unvaccinated based on autopsies which reveal the cause of death.

Covid-19 related deaths is a meaningless concept.

The UK Government has quietly confirmed that the Covid-19 vaccines are killing children at an unprecedented rate.

Shocking figures contained in an official report, published just hours before Boris Johnson announced his resignation as Prime Minister of the UK, reveal Covid-19 vaccinated children are 4423%/45x more likely to die of any cause than unvaccinated children and 13,6333/137x more likely to die of Covid-19 than unvaccinated children.



A UK Government agency, known as the Office for National Statistics (ONS), recently published new data on deaths by vaccination status in England.

The latest dataset from the ONS is titled '[Deaths by Vaccination Status, England, 1 January 2021 to 31 May 2022](#)', and it can be accessed on the ONS site [here](#), and downloaded [here](#).

All data relating to 'Age-standardised mortality rates for deaths by vaccination status, England: deaths occurring between 1 January 2021 and 31 May 2022: 6 July 2022'

Age-standardised mortality rates for deaths by vaccination status, England: deaths occurring between 1 January 2021 and 31 May 2022

Publication date: 6 July 2022

Contact e-mail: Health.Data@ons.gov.uk

Office for National Statistics

Crown Copyright 2020

[Source](#)

Table 6 of the dataset contains data on deaths involving Covid-19, deaths not involving Covid-19 and all-cause deaths by age group in England between 1st January 2021 and 31st May 2022, and it includes the number of deaths among children aged 10 to 14 by

vaccination status, and teenagers aged 15 to 19 by vaccination status.

However, it is quite clear from the data that the ONS are not being as transparent as we would like to believe. This is because they fail to provide the death rate per 100,000 person-years among children or teenagers, whereas they have provided it for all other adult age groups in every other table contained in the dataset.

For example, here’s a snapshot of the data from table 1 of the dataset showing the death rate per 100,000 person-years by vaccination status in April 2022 –

Cause of Death	Year	Month	Vaccination status	Count of deaths	Person-years	Age-standardised mortality rate / 100,000 person-years
Deaths involving COVID-19	2022	April	Unvaccinated	206	437563	204.7
Deaths involving COVID-19	2022	April	First dose, less than 21 days ago	1	3205	x
Deaths involving COVID-19	2022	April	First dose, at least 21 days ago	45	112311	298.6
Deaths involving COVID-19	2022	April	Second dose, less than 21 days ago	0	11738	x
Deaths involving COVID-19	2022	April	Second dose, between 21 days and 6 months ago	13	165006	168.0
Deaths involving COVID-19	2022	April	Second dose, at least 6 months ago	246	310924	243.0
Deaths involving COVID-19	2022	April	Third dose or booster, less than 21 days ago	3	14282	x

[Source](#)

Unfortunately for the ONS, they have failed in their attempts to disguise the horrific mortality rates among Covid-19 vaccinated children because they still provide us with enough information for us to calculate the mortality rates ourselves.

Here’s a snapshot of the ONS data on deaths among children aged 10 to 14 between 1st Jan 2021 and 31st May 2022 by vaccination status –

Source: Source: Office for National Statistics, National Immunisation Management Service.

Age group	Vaccination status	Person-years	Count of deaths involving COVID-19	Count of deaths non-COVID-19	Count of all cause deaths
10-14	Unvaccinated	2881265	9	175	184
10-14	First dose, less than 21 days ago	61754	2	2	4
10-14	First dose, at least 21 days ago	280645	0	14	14
10-14	Second dose, less than 21 days ago	36646	0	0	0
10-14	Second dose, between 21 days and 6 months ago	135989	0	13	13
10-14	Second dose, at least 6 months ago	1028	0	1	1
10-14	Third dose or booster, less than 21 days ago	723	0	1	1
10-14	Third dose or booster, at least 21 days ago	2422	1	6	7

[Source](#)

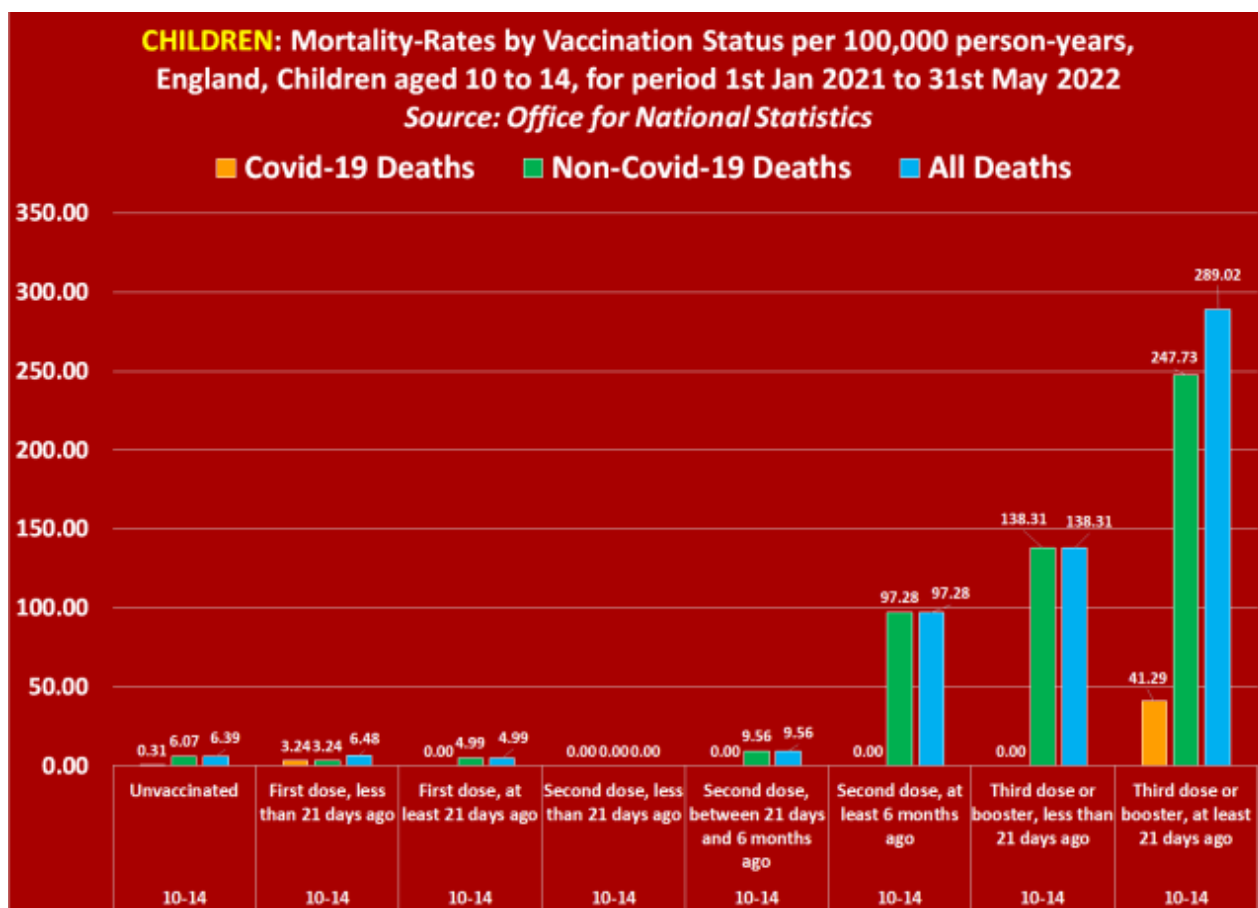
The data above includes the number of deaths and the number of person-years among each vaccination group.

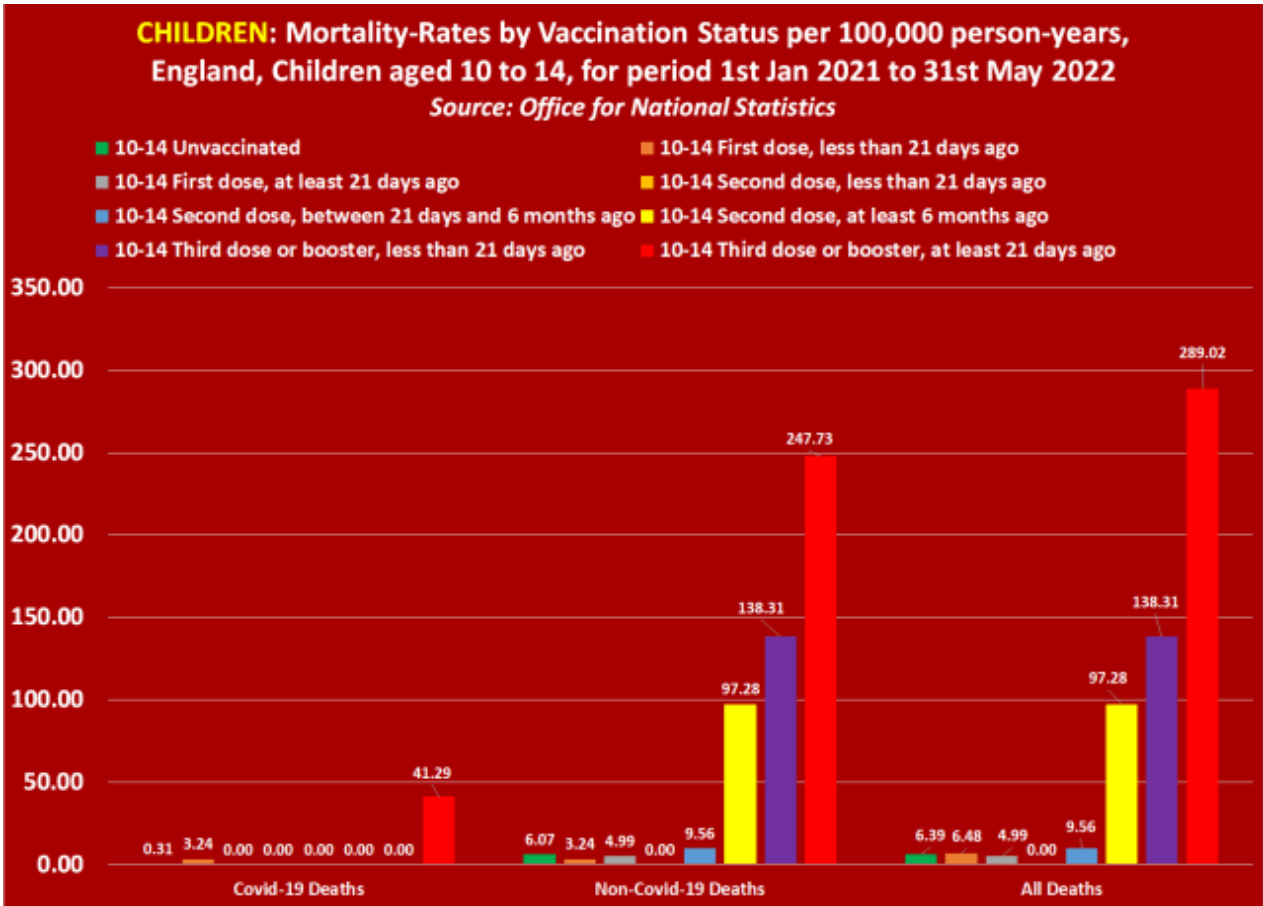
Therefore, all we need to do is divide each vaccination group's 'person-years' by 100,000, and then divide the number of deaths among each vaccination group by the answer to the previous equation, to work out the mortality rates by vaccination status.

e.g. Unvaccinated 2,881,265 Person-years / 100,000 = 28.81

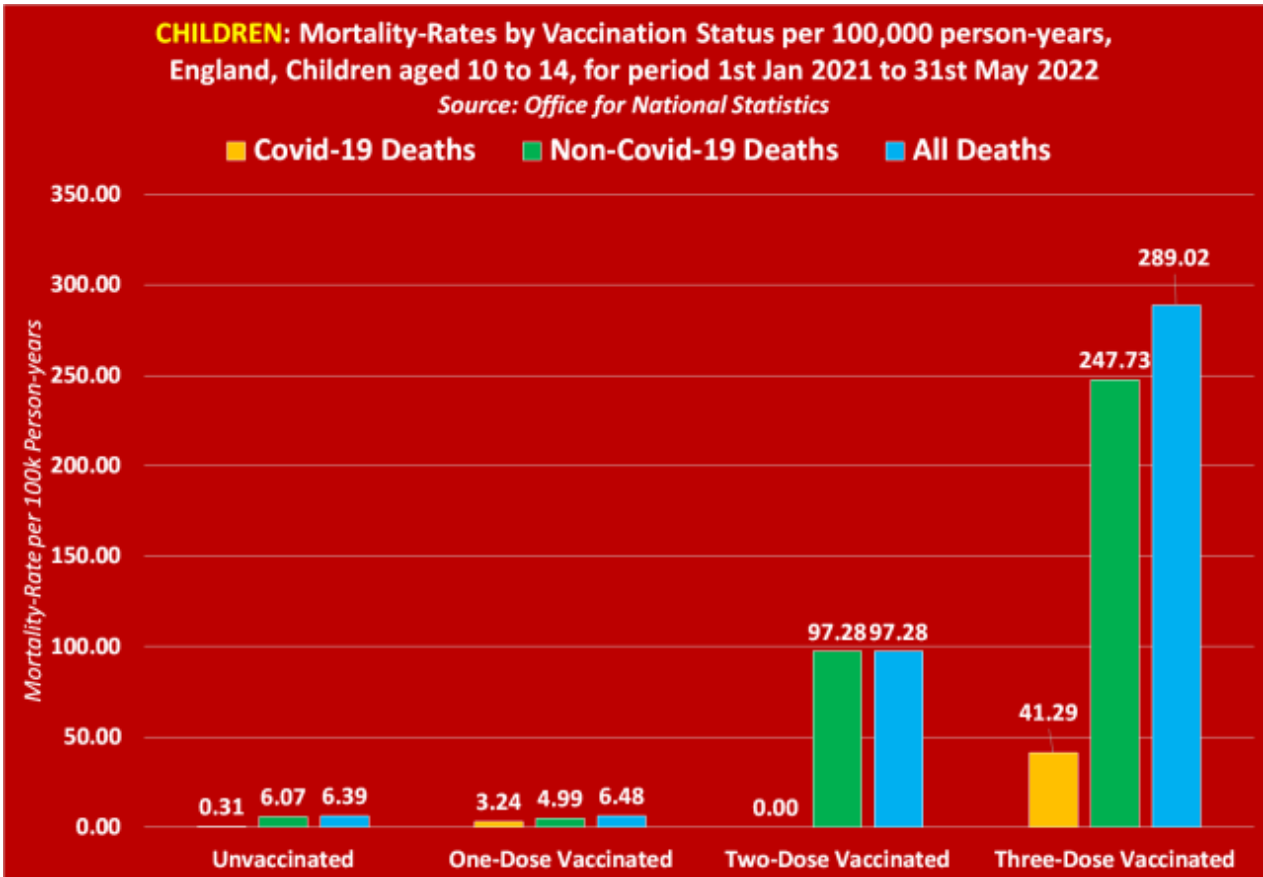
Unvaccinated Covid-19 Deaths (9) / 28.81 = 0.3 Deaths per 100,000 person-years

The following two charts show the mortality rates by vaccination status per 100,000 person-years among children aged 10 to 14 in England for the period 1st January 2021 to 31st May 2022, according to the figures provided by the ONS -





Due to the large amount of information contained in the above two charts we've cherry-picked the most significant findings to create the following chart -

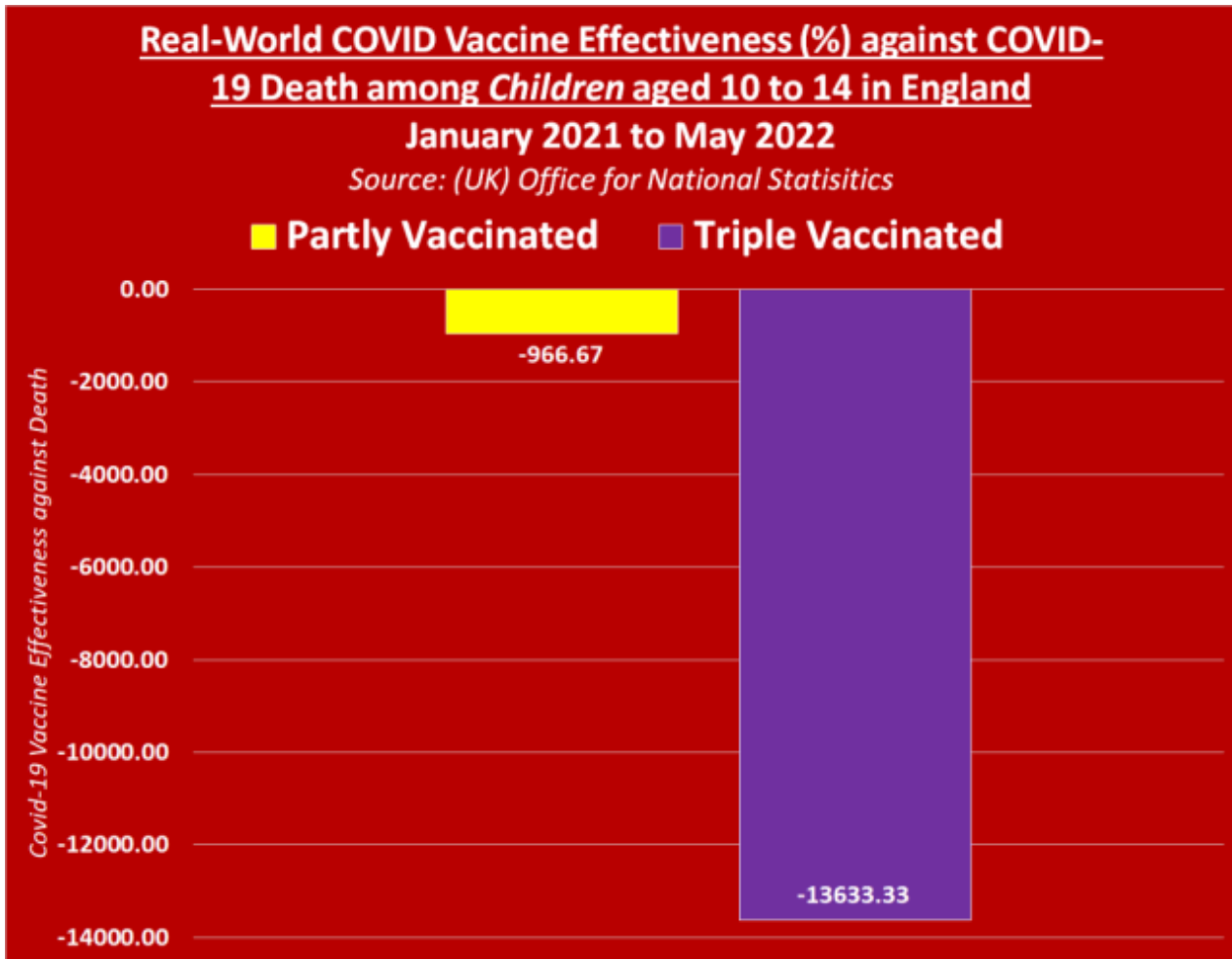


In regard to Covid-19 deaths, the ONS reveals that the mortality rate among unvaccinated

children aged 10 to 14 equates to 0.31. But in regards to one-dose vaccinated children the mortality rate equates to 3.24 per 100,000 person-years, and in regards to triple vaccinated children the mortality rate equates to a shocking 41.29 per 100,000 person-years.

These figures reveal that unvaccinated children are much less likely to die of Covid-19 than children who have had the Covid-19 injection.

Based on Pfizer's vaccine efficacy formula, this data reveals that the Covid-19 injections are now proving to have negative effectiveness against death among children, with the real-world effectiveness between January 2021 and May 2022 being as follows -



Formula:

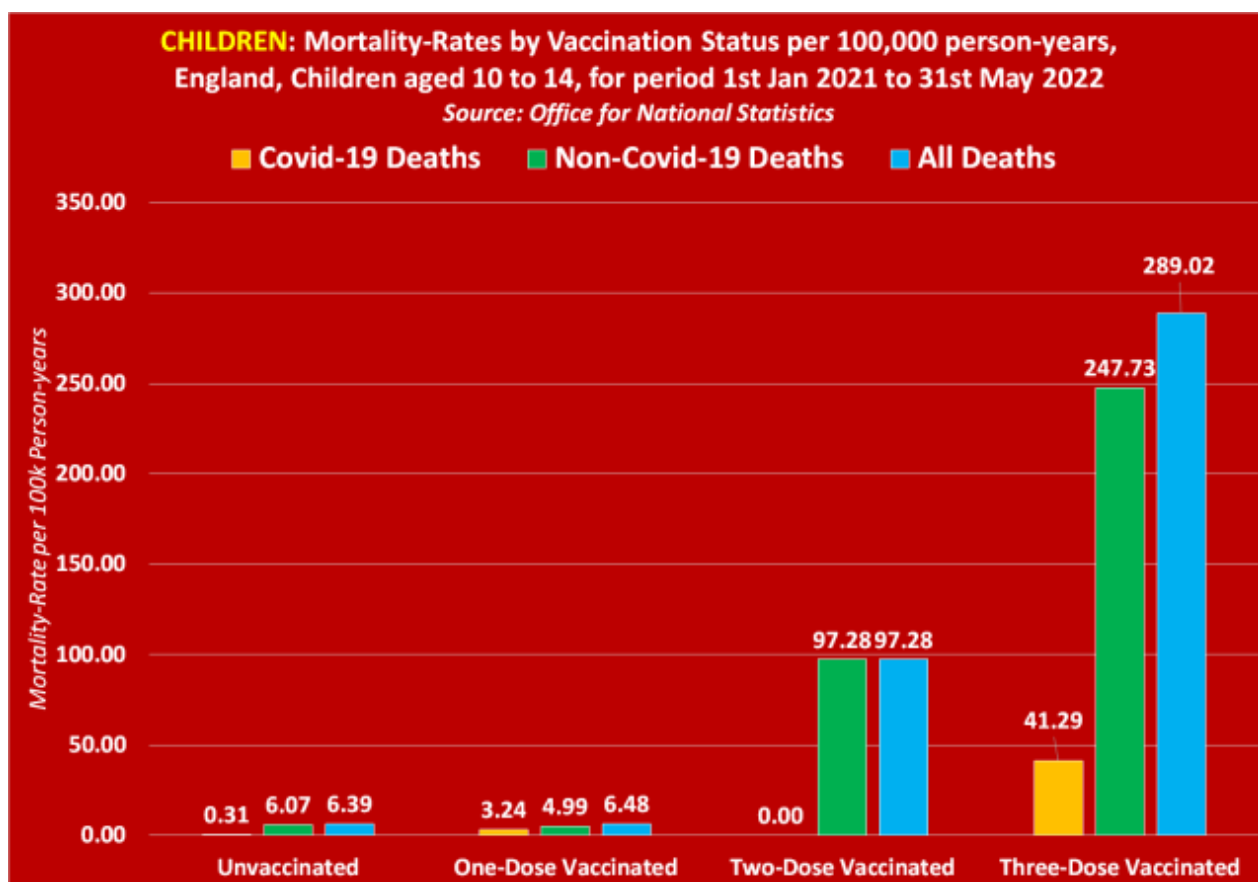
$$\frac{\text{Unvaccinated Death Rate} - \text{Vaccinated Death Rate}}{\text{Unvaccinated Death Rate}} \times 100 = \text{Vaccine Effectiveness against Death}$$

The Covid-19 injections are proving to have real-world negative effectiveness against death of minus-966.67% among partly vaccinated children, and a shocking real-world negative effectiveness against death of minus-13,633.33% among triple vaccinated children.

This isn't anywhere near the claimed 95% effectiveness against death made by Pfizer, is it?

In other words, partly vaccinated children are 11x/966.67% more likely to die of Covid-19 than unvaccinated children, and triple vaccinated children are 137.3x/13,633.33% more likely to die of Covid-19 than unvaccinated children.

And unfortunately, there is little improvement when it comes to non-Covid-19 deaths. Here's the chart again showing the mortality rates by vaccination status among children in England



The all-cause death mortality rate equates to 6.39 per 100,000 person-years among unvaccinated children, and is ever so slightly higher at 6.48 among partly vaccinated children.

However, the rate goes from bad to worse following the administration of each injection. The all-cause death mortality rate equates to 97.28 among double-vaccinated children, and a shocking 289.02 per 100,000 person-years among triple-vaccinated children.

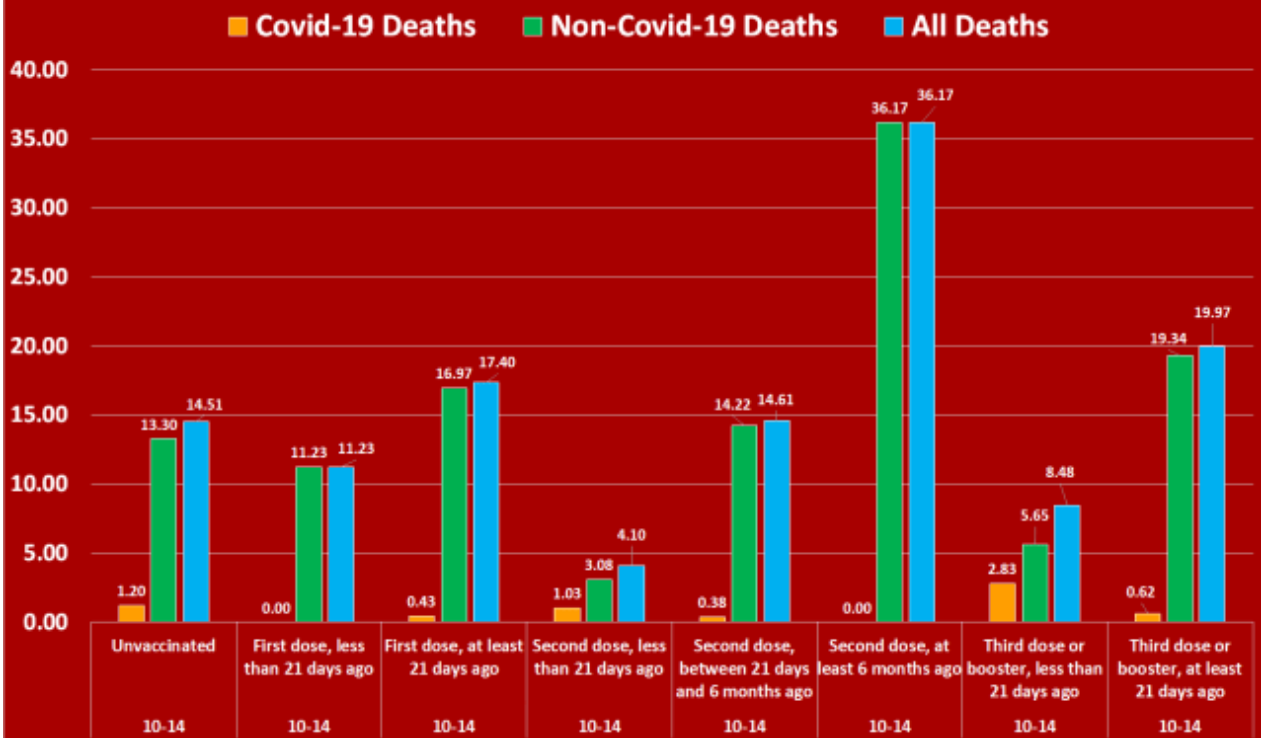
This means, according to the UK Governments own official data, double vaccinated children are 1422% / 15.22x more likely to die of any cause than unvaccinated children. Whilst triple vaccinated children are 4423% / 45.23x more likely to die of any cause than unvaccinated children.

Unfortunately, we see much of the same when it comes to vaccinated teenagers.

The following two charts show the mortality rates by vaccination status per 100,000 person-years among teenagers aged 15 to 19 in England for the period 1st January 2021 to 31st May 2022, according to the figures provided by the ONS -

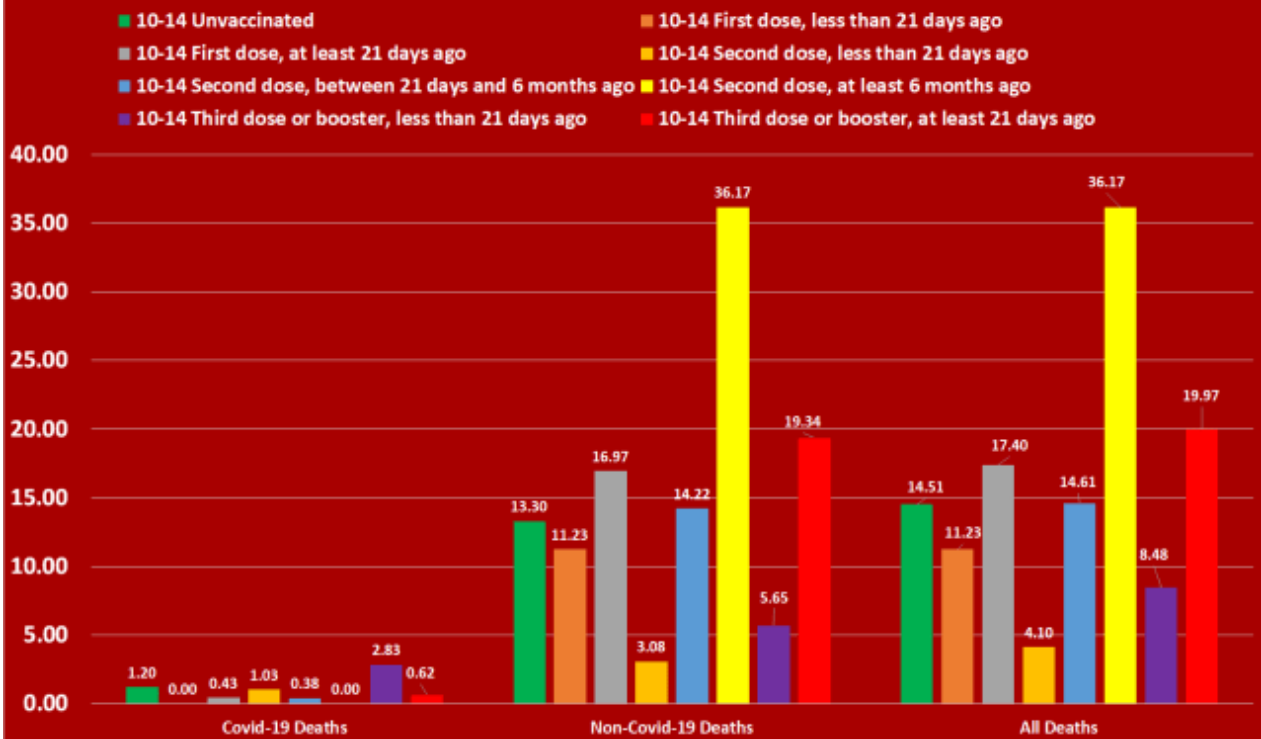
Teenagers: Mortality-Rates by Vaccination Status per 100,000 person-years, England, Children aged 15 to 19, for period 1st Jan 2021 to 31st May 2022

Source: Office for National Statistics



Teenagers: Mortality-Rates by Vaccination Status per 100,000 person-years, England, Children aged 15 to 19, for period 1st Jan 2021 to 31st May 2022

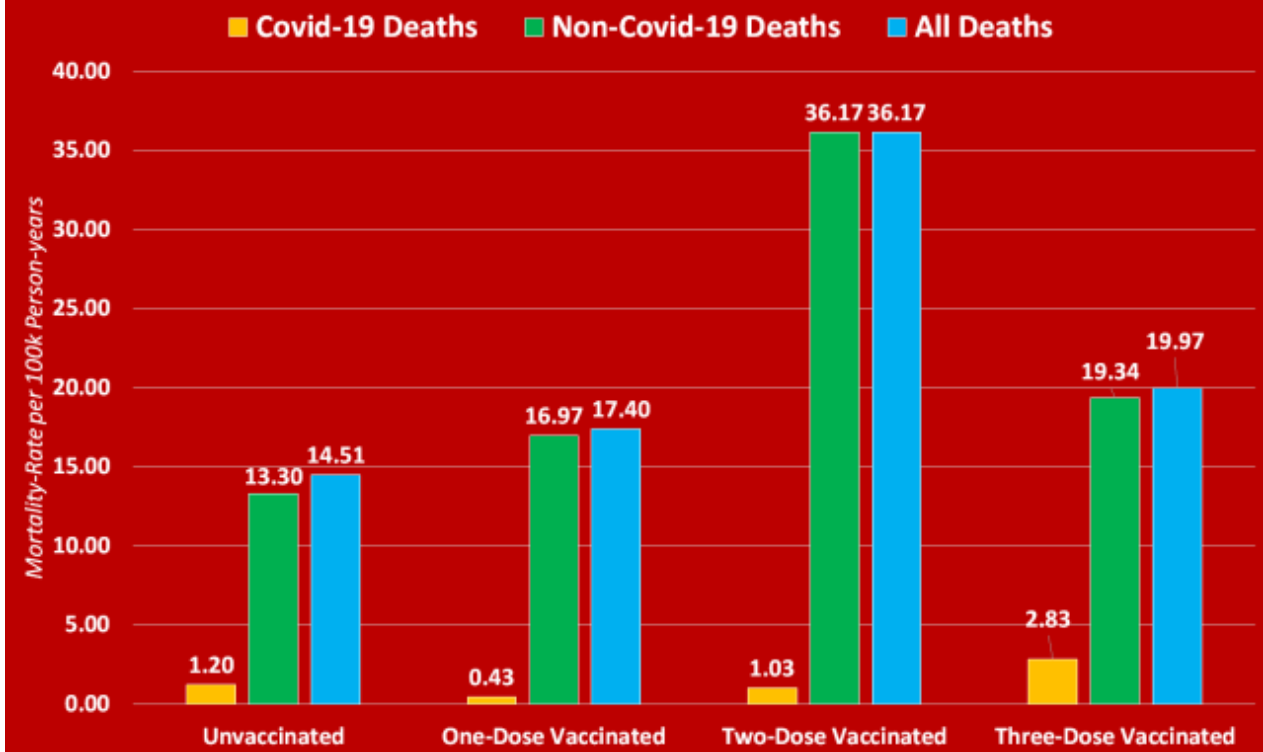
Source: Office for National Statistics



Again, due to the large amount of information contained in the above two charts we've cherry-picked the most significant findings to create the following chart -

Teenagers: Mortality-Rates by Vaccination Status per 100,000 person-years, England, Children aged 15 to 19, for period 1st Jan 2021 to 31st May 2022

Source: Office for National Statistics



What we discover from the above is that triple vaccinated teenagers are 136% / 2.35x more likely to die of Covid-19 than unvaccinated teenagers, and 38% more likely to die of any cause than unvaccinated teenagers.

The worst figures in terms of all-cause deaths are however among double-vaccinated teenagers. Official UK Government data reveals that double vaccinated teenagers, with a mortality rate of 36.17 per 100,000 person-years, are 149.3% / 2.5 x more likely to die of any cause than unvaccinated teenagers with a mortality rate of 14.51 per 100,000 person-years.

To summarise, the official UK Government figures published by the UK's Office for National Statistics, prove that COVID-vaccinated children and teenagers are more likely to die of both Covid-19 and any other cause than unvaccinated children and teenagers.

This indicates that in regard to Covid-19, vaccination is actually worsening the immune response to the alleged virus and increasing the risk of both hospitalisation and death. But in regards to all-cause deaths, this indicates the Covid-19 injections are directly killing children.

*

Note to readers: Please click the share buttons above or below. Follow us on Instagram and Twitter and subscribe to our Telegram Channel. Feel free to repost and share widely Global Research articles.

Featured image is from Mercola

The original source of this article is [The Expose](#)
Copyright © [The Expose](#), [The Expose](#), 2022

[Comment on Global Research Articles on our Facebook page](#)

[Become a Member of Global Research](#)

Articles by: [The Expose](#)

Disclaimer: The contents of this article are of sole responsibility of the author(s). The Centre for Research on Globalization will not be responsible for any inaccurate or incorrect statement in this article. The Centre of Research on Globalization grants permission to cross-post Global Research articles on community internet sites as long the source and copyright are acknowledged together with a hyperlink to the original Global Research article. For publication of Global Research articles in print or other forms including commercial internet sites, contact: publications@globalresearch.ca

www.globalresearch.ca contains copyrighted material the use of which has not always been specifically authorized by the copyright owner. We are making such material available to our readers under the provisions of "fair use" in an effort to advance a better understanding of political, economic and social issues. The material on this site is distributed without profit to those who have expressed a prior interest in receiving it for research and educational purposes. If you wish to use copyrighted material for purposes other than "fair use" you must request permission from the copyright owner.

For media inquiries: publications@globalresearch.ca