

Shocking - At Least 77,000 Deaths and 7.3 Million Injured Due to COVID Vaccination Across USA, Europe, UK and Australia

By [The Expose](#)

Theme: [Science and Medicine](#)

Global Research, June 13, 2022

[The Expose](#) 11 June 2022

All Global Research articles can be read in 51 languages by activating the “Translate Website” drop down menu on the top banner of our home page (Desktop version).

To receive Global Research’s Daily Newsletter (selected articles), [click here](#).

Visit and follow us on [Instagram](#), [Twitter](#) and [Facebook](#). Feel free to repost and share widely Global Research articles.

The latest reports released by medicine regulators around the world reveal that there have been at least 7.3 million injuries reported as adverse reactions to the Covid-19 injections up to late May and early June 2022, including 77,068 deaths.

However, these horrific figures do not illustrate the true nature of the consequences of Covid-19 vaccination because it is estimated by medicine regulators that just 1 to 10% of adverse events are actually reported.

And further study shows that this is far from expected with data from the USA revealing Covid-19 vaccination is proving to be at least 49x deadlier than Flu vaccination per number of doses administered.

Let’s start by looking at the official figures for the UK. The UK’s medicine regulator is the Medicine and Healthcare product Regulatory Agency (MHRA), and since early 2021 they have publishing weekly updates on adverse events reported against the Covid-19 injections.

The latest reports can be found within the ‘Annex 1 Vaccine Analysis Print’ section on this page [here](#). The MHRA notes that they have delayed the publication of their weekly report due to the Jubilee bank holiday period. So their latest reports cover adverse events received up to 25th May 2022.

According to the MHRA, 492657 injuries have been reported in the UK due to the Pfizer Covid-19 injection and these include 778 deaths.

Case Series Drug Analysis Print

Name: COVID-19 mRNA Pfizer- BioNTech Vaccine Analysis Print

Report Run Date: 26-May-2022

Data Lock Date: 25-May-2022 18:30:05

MedDRA Version: MedDRA 25.0

Reaction Name	Total	Fatal
Vascular disorders Vascular disorders cont'd		
<i>Vena caval embolism and thrombosis</i>		
Vena cava embolism	1	0
Vena cava thrombosis	1	0
Vascular disorders SOC TOTAL	7651	22
TOTAL REACTIONS FOR DRUG	492657	778
TOTAL REPORTS	171109	
TOTAL FATAL OUTCOME REPORTS		778

69,324 injuries have been reported as adverse reactions to the AstraZeneca Covid-19 injection and these include 1,277 deaths.

Case Series Drug Analysis Print

Name: COVID-19 AstraZeneca Vaccine Analysis Print

Report Run Date: 26-May-2022

Data Lock Date: 25-May-2022 18:30:05

MedDRA Version: MedDRA 25.0

Reaction Name	Total	Fatal
TOTAL REACTIONS FOR DRUG	869324	1277
TOTAL REPORTS	245400	
TOTAL FATAL OUTCOME REPORTS		1277

129,406 injuries have been reported due to the Moderna Covid-19 injection and these include 59 deaths.

Case Series Drug Analysis Print

Name: COVID-19 Moderna Vaccine Analysis Print

Report Run Date: 26-May-2022

Data Lock Date: 25-May-2022 18:30:05

MedDRA Version: MedDRA 25.0

Reaction Name	Total	Fatal
TOTAL REACTIONS FOR DRUG	129406	59
TOTAL REPORTS	39055	
TOTAL FATAL OUTCOME REPORTS		59

And finally, 5,295 injuries have been reported where the brand of vaccine has not been specified, and these include 47 deaths.

Case Series Drug Analysis Print

Name: COVID-19 brand unspecified Vaccine Analysis Print

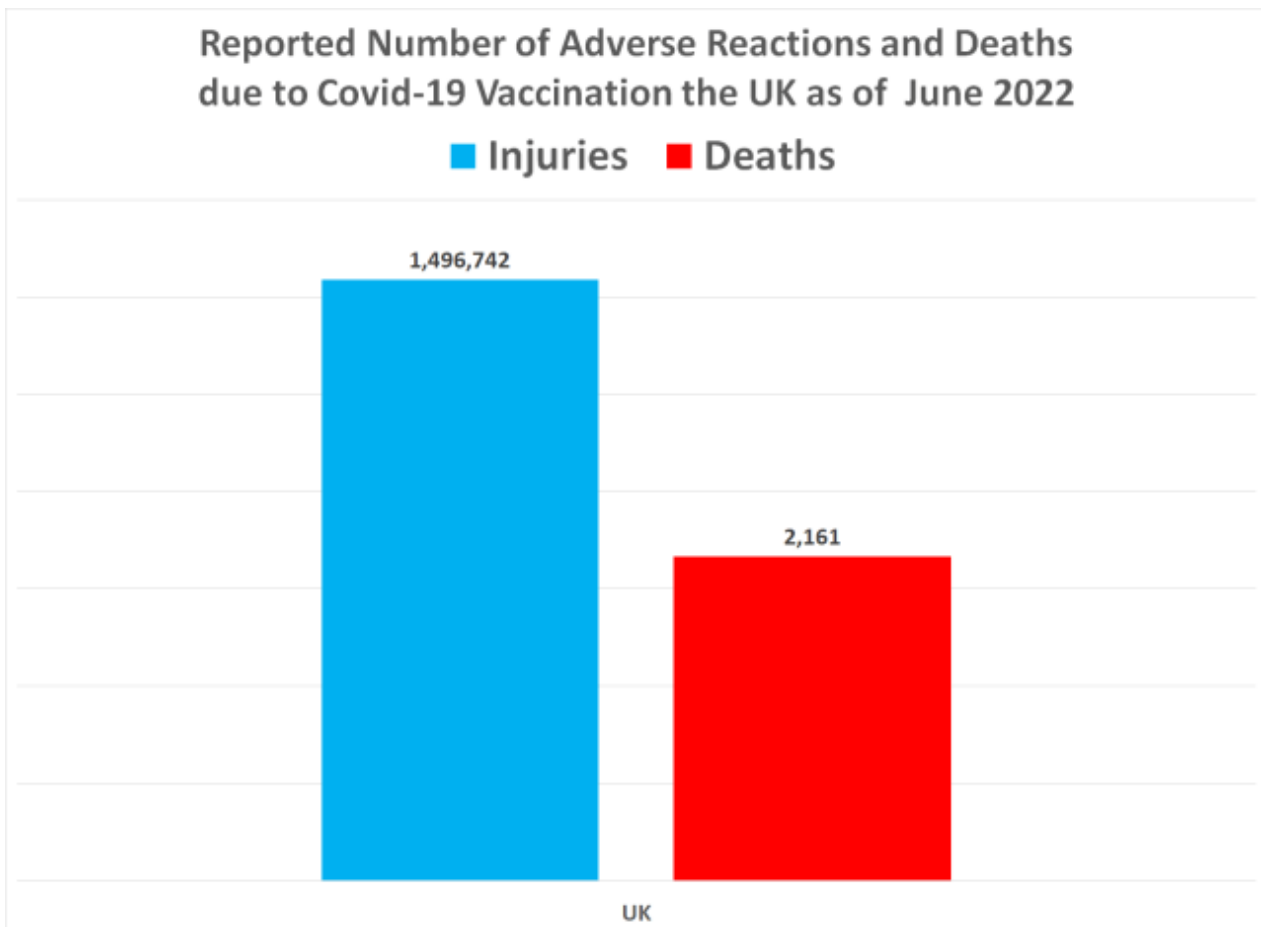
Report Run Date: 26-May-2022

Data Lock Date: 25-May-2022 18:30:05

MedDRA Version: MedDRA 25.0

Reaction Name	Total	Fatal
TOTAL REACTIONS FOR DRUG	5295	47
TOTAL REPORTS	1720	
TOTAL FATAL OUTCOME REPORTS		47

This means, that as of 25th May 2022, the MHRA has received 1,496,742 injury reports due to Covid-19 injection, and these sadly include 2,161 deaths.



Next up we come to the data published in the USA by the Centers for Disease Control (CDC).

The CDC hosts a Vaccine Adverse Event Reporting System (VAERS) that is updated weekly and can be found [here](#). The latest data contains VAERS reports processed (not received) as of 3rd June 2022.

According to the CDC, 1,285,329 injuries have been reported due to Covid-19 vaccination.

Messages:

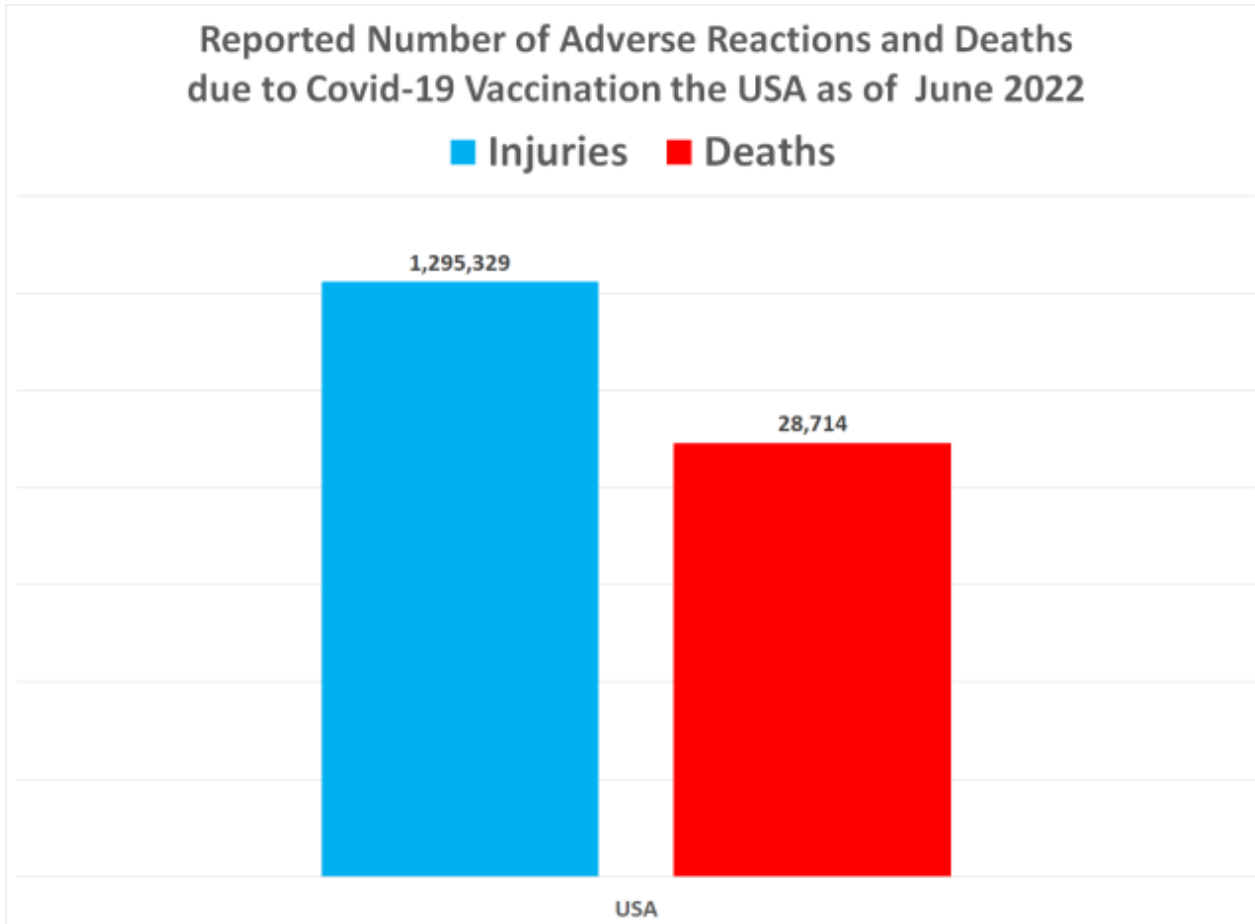
- VAERS data in CDC WONDER are updated every Friday. Hence, results for the same query can change from week to week.
- These results are for 1,295,329 total events.

Vaccine	Events Reported	Percent (of 1,295,329)
COVID19 (COVID19 (JANSSEN)) (1203)	89,409	6.90%
COVID19 (COVID19 (MODERNA)) (1201)	469,160	36.22%
COVID19 (COVID19 (PFIZER-BIONTECH)) (1200)	777,293	60.01%
COVID19 (COVID19 (UNKNOWN)) (1202)	5,130	0.40%
Total	1,340,992	103.53%

Sadly, these include 28,714 deaths.

Messages:
 ▶ VAERS data in CDC WONDER are updated every Friday. Hence, results for the same query can change from week to week.
 ▶ These results are for 28,714 total events.

Vaccine ↓	Events Reported ↑↓	Percent (of 28,714) ↑↓
COVID19 (COVID19 (JANSSEN)) (1203)	2,498	8.70%
COVID19 (COVID19 (MODERNA)) (1201)	8,570	29.85%
COVID19 (COVID19 (PFIZER-BIONTECH)) (1200)	20,146	70.16%
COVID19 (COVID19 (UNKNOWN)) (1202)	157	0.55%
Total	31,371	109.25%



Next up we have Australia. Australia’s medicine regulator is known as the Therapeutic Goods Administration (TGA). The TGA hosts an online ‘Database of Adverse Event Notifications’ which can be found here.

The most recent figures cover up to 27th May 2022, and they reveal that the TGA has received 129,923 reports of adverse events against the Covid-19 injections, and the TGA considers 127,282 of these to be a direct cause of Covid-19 vaccination.

Sadly, the TGA has also received 877 reports of death due to Covid-19 vaccination.

5 medicines selected between 01/01/2020 - 27/05/2022.

Selected medicines

Trade name	Active ingredients
COMIRNATY COVID-19 vaccine	tozinameran
COVID-19 Vaccine (TNS)	COVID-19 Vaccine (Type not specified)
COVID-19 Vaccine AstraZeneca	ChAdOx1-S (Viral vector)
NUVAXOVID COVID-19 Vaccine	SARS-CoV-2 rS (NVX-CoV2373)
Spikevax COVID-19 vaccine	Elasomeran (mRNA)

Search results

The results are shown in two tabs.

Number of reports (cases): **129923**

Number of cases with a single suspected medicine: **127282**

Number of cases where death was a reported outcome: **877**

[More information on the search results](#)

[Source Data](#)

Finally, we have Europe. The European Union's medicine regulator is known as the European Medicines Agency (EMA). They host an online database of adverse events known as Eudravigilance which can be found here.

Unfortunately, Eudravigilance is probably the slowest and most difficult system to navigate, so finding the total number of adverse events and deaths is extremely tedious.

However, thanks to the work of '[Health Impact News](#)', we're able to reveal that the EMA has received reports containing 4,416,778 injuries due to Covid-19 vaccination as of June 4th 2022, and sadly these include 45,316 deaths.

The injuries have been reported against the following Covid-19 injections -

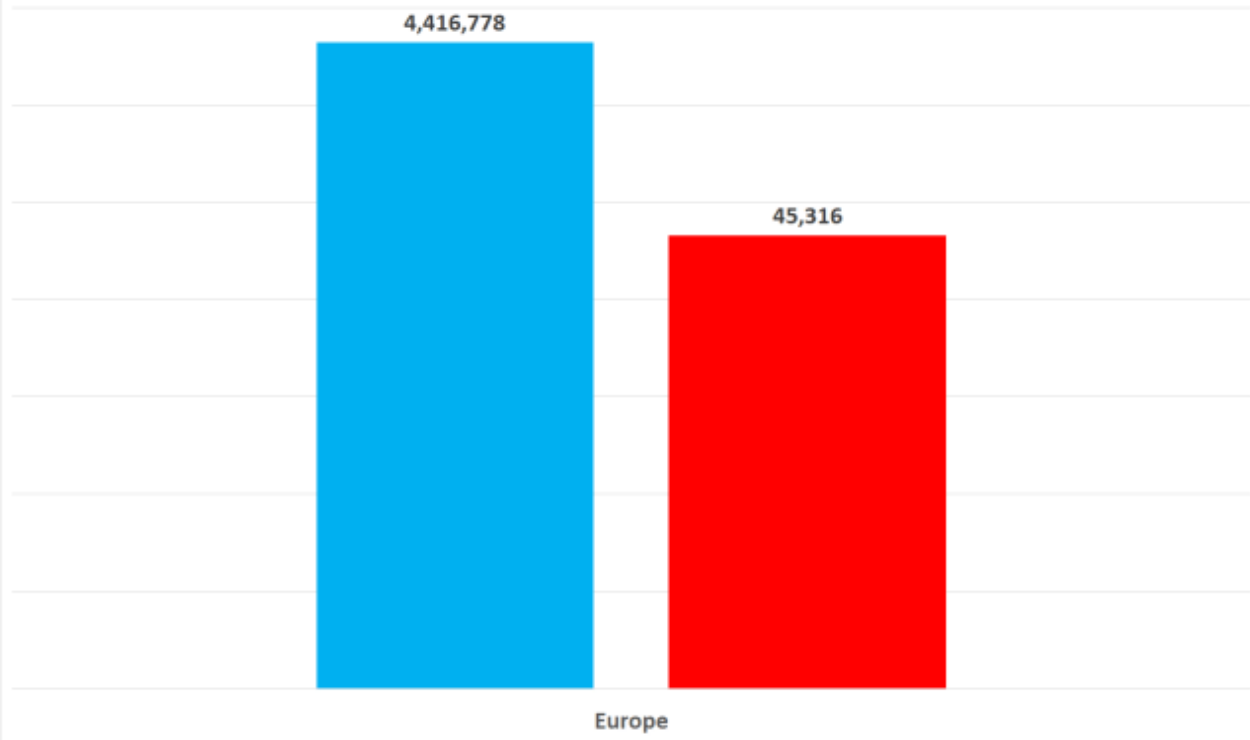
- [COVID-19 MRNA VACCINE MODERNA \(CX-024414\)](#)
- [COVID-19 MRNA VACCINE PFIZER-BIONTECH](#)
- [COVID-19 VACCINE ASTRAZENECA \(CHADOX1 NCOV-19\)](#)
- [COVID-19 VACCINE JANSSEN \(AD26.COVS\)](#)
- [COVID-19 VACCINE NOVAVAX \(NVX-COV2373\)](#)

And unfortunately, 1,992,940 of those injuries are considered extremely serious.

21,333 deaths and 2,244,030 injuries have been reported against the Pfizer jab, 12,010 deaths and 732,849 injuries have been reported against the Moderna jab, 9,033 deaths and 1,280,160 injuries have been reported against the AstraZeneca jab, 2,940 deaths and 156,991 injuries have been reported against the Janssen jab, and 2,748 injuries have been reported against the Novavax jab.

Reported Number of Adverse Reactions and Deaths due to Covid-19 Vaccination Europe as of June 2022

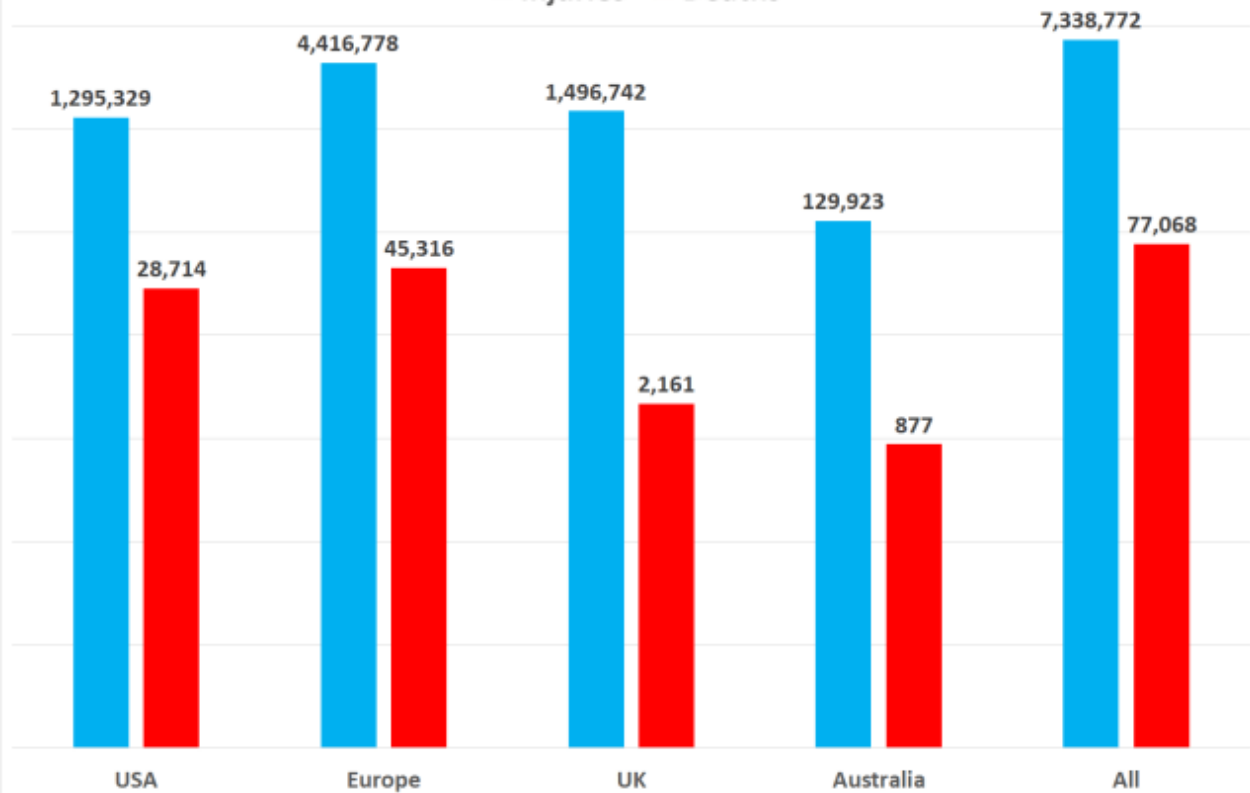
■ Injuries ■ Deaths



This means that throughout Europe, the USA, the UK and Australia, medicine regulators have received reports of 7,338,772 injuries and 77,068 deaths due to Covid-19 vaccination.

Reported Number of Adverse Reactions and Deaths due to Covid-19 Vaccination in the USA, Europe, UK and Australia as of Late May / Early June 2022

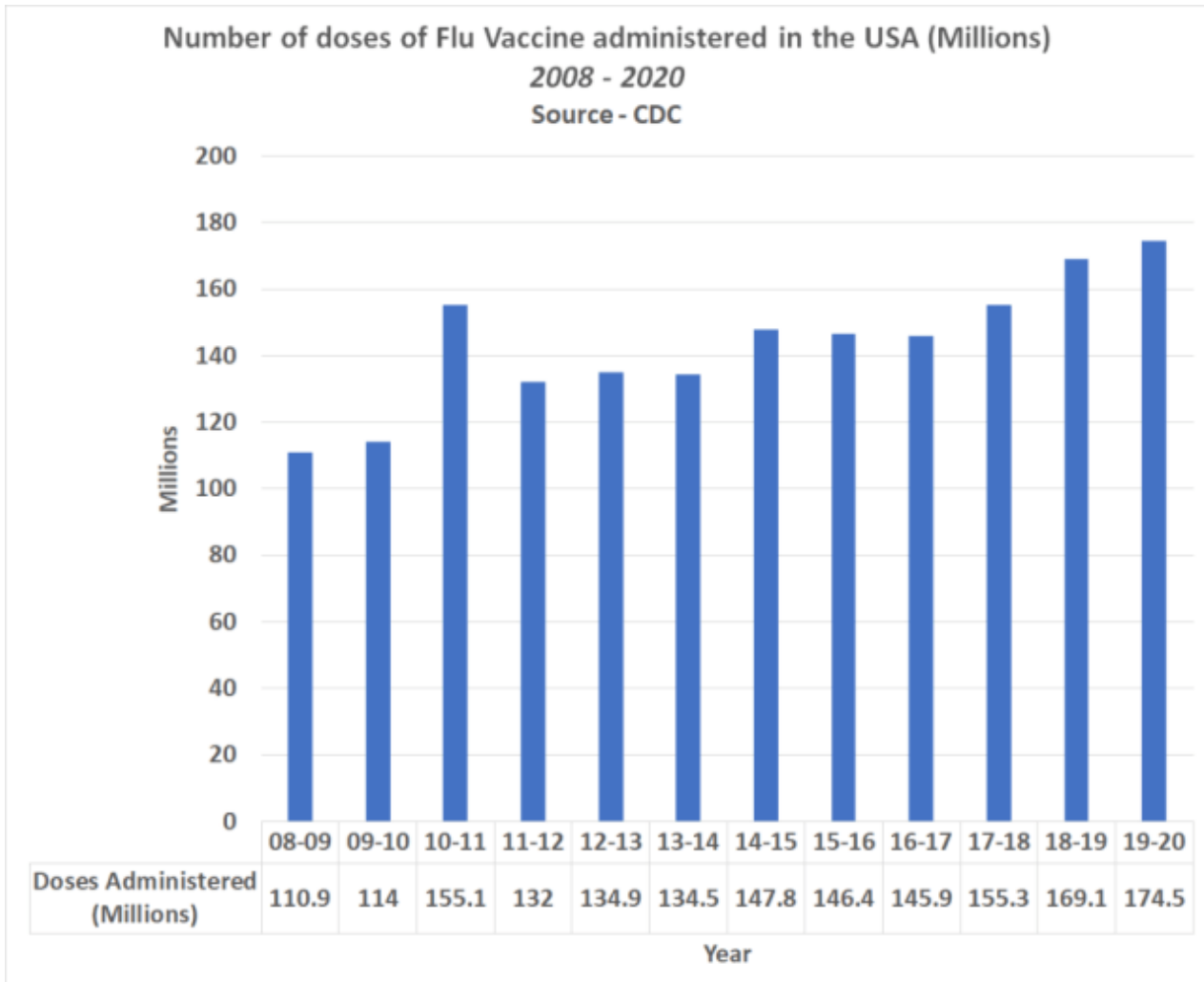
■ Injuries ■ Deaths



Many people may believe this is to be expected due to so many people being vaccinated, but we can assure you it is not, and we can prove it.

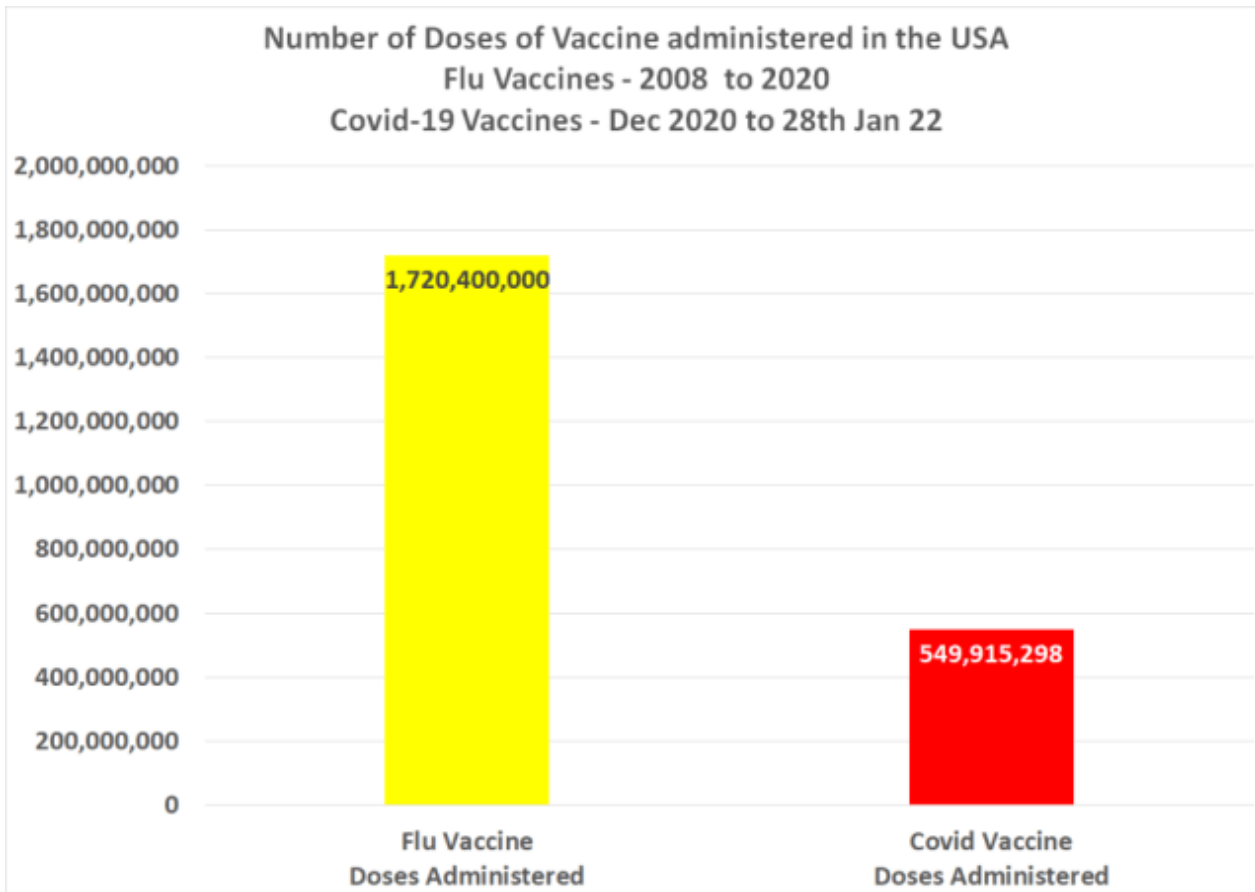
Because a study of official US Government data comparing the number of doses administered to the number of adverse events officially reported has found that the Covid-19 injections are at least 49x / 4,800% deadlier than the Influenza vaccines.

The following chart shows the total number of flu vaccine doses administered in 13 full flu seasons all the way from the 2008/2009 flu season to the 2019-2020 flu season. The data has been extracted from the CDC info found [here](#).

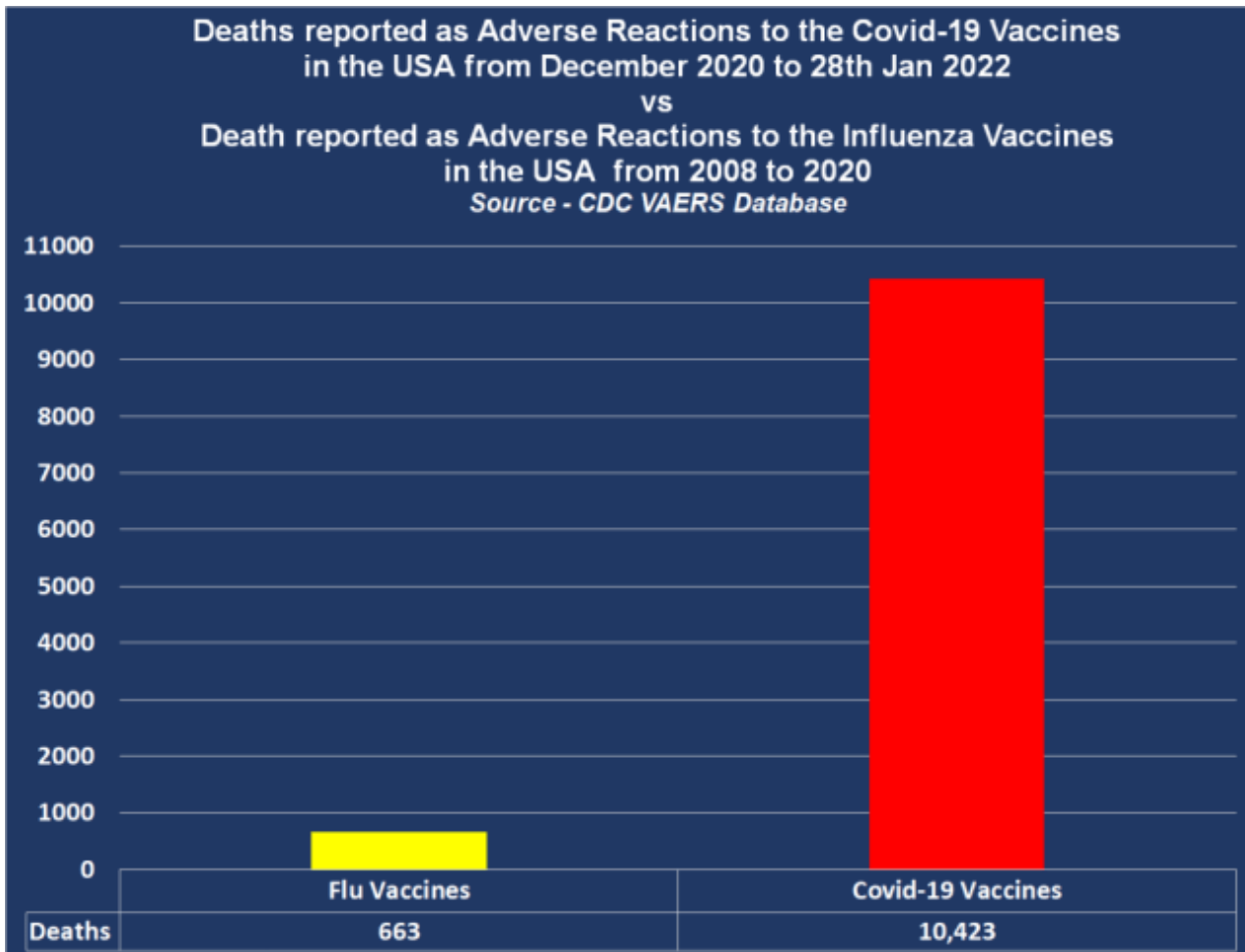


In all between the 08/09 flu season and the 19/20 flu season there were a total of 1,720,400,000 (1.7204 billion) doses of the flu jab administered in the USA.

Whereas from the start of the Covid-19 vaccination campaign up to 28th Jan 22 there were a total of 549,915,298 (549.9 million) doses of the Covid-19 vaccine administered in the USA.



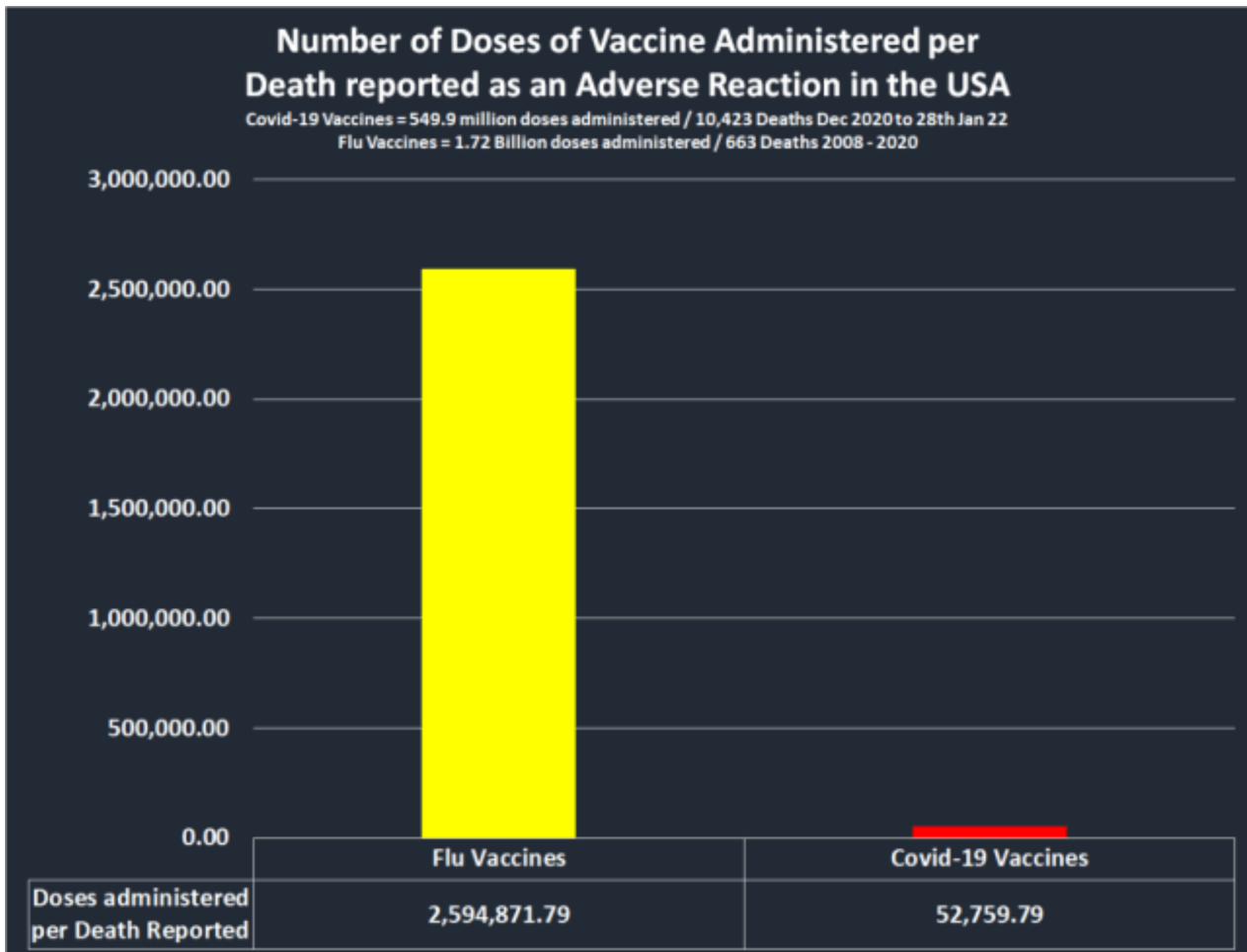
The following chart shows the number of adverse event reports made to [the CDC's VAERS](#) database against the Covid-19 vaccines that resulted in death up to 28th Jan 22 in the USA, and the number of adverse event reports made to VAERS against the flu vaccines that resulted in death between 2008 and 2020 in the USA -



The raw numbers alone show that in the space of 14 months there were 15.7 times as many adverse event reports made against the Covid-19 vaccines that resulted in death than what was made against the Flu vaccines in 13 years.

But when we actually work out the rate of deaths per number of doses administered, we find that the Covid-19 vaccines have proven to be even deadlier than they first appear.

The following chart shows the number of doses of vaccine administered per reported death in the USA for both the flu vaccines and the Covid-19 vaccines -



Between 2008 and 2020, the rate of adverse event reports to the flu vaccine resulting in death equates to 1 death per 2,594,871.79 doses administered.

But the rate of adverse event reports to the Covid-19 vaccines resulting in death equates to 1 death per 52,759.79 doses administered.

Therefore, the Covid-19 injections are proving to be at least 49.18 times deadlier than the flu vaccines, and that's without taking into account the fact the Flu jabs are mainly administered to the elderly who are more likely to die, whereas the Covid-19 injections have been administered to all age groups.

*

Note to readers: Please click the share buttons above or below. Follow us on Instagram, Twitter and Facebook. Feel free to repost and share widely Global Research articles.

Featured image is from Children's Health Defense

The original source of this article is [The Expose](#)
Copyright © [The Expose](#), [The Expose](#), 2022

[Comment on Global Research Articles on our Facebook page](#)

[Become a Member of Global Research](#)

Disclaimer: The contents of this article are of sole responsibility of the author(s). The Centre for Research on Globalization will not be responsible for any inaccurate or incorrect statement in this article. The Centre of Research on Globalization grants permission to cross-post Global Research articles on community internet sites as long the source and copyright are acknowledged together with a hyperlink to the original Global Research article. For publication of Global Research articles in print or other forms including commercial internet sites, contact: publications@globalresearch.ca

www.globalresearch.ca contains copyrighted material the use of which has not always been specifically authorized by the copyright owner. We are making such material available to our readers under the provisions of "fair use" in an effort to advance a better understanding of political, economic and social issues. The material on this site is distributed without profit to those who have expressed a prior interest in receiving it for research and educational purposes. If you wish to use copyrighted material for purposes other than "fair use" you must request permission from the copyright owner.

For media inquiries: publications@globalresearch.ca