

Multiple Sclerosis: Neurological Injury That can be Caused or Exacerbated by COVID-19 mRNA Vaccines

Both Pfizer and Moderna Were Positioned, with New mRNA Products, to Profit From These Injuries

By [Dr. William Makis](#)

Theme: [Science and Medicine](#)

Global Research, July 12, 2023

[COVID Intel](#)

All Global Research articles can be read in 51 languages by activating the Translate Website button below the author's name.

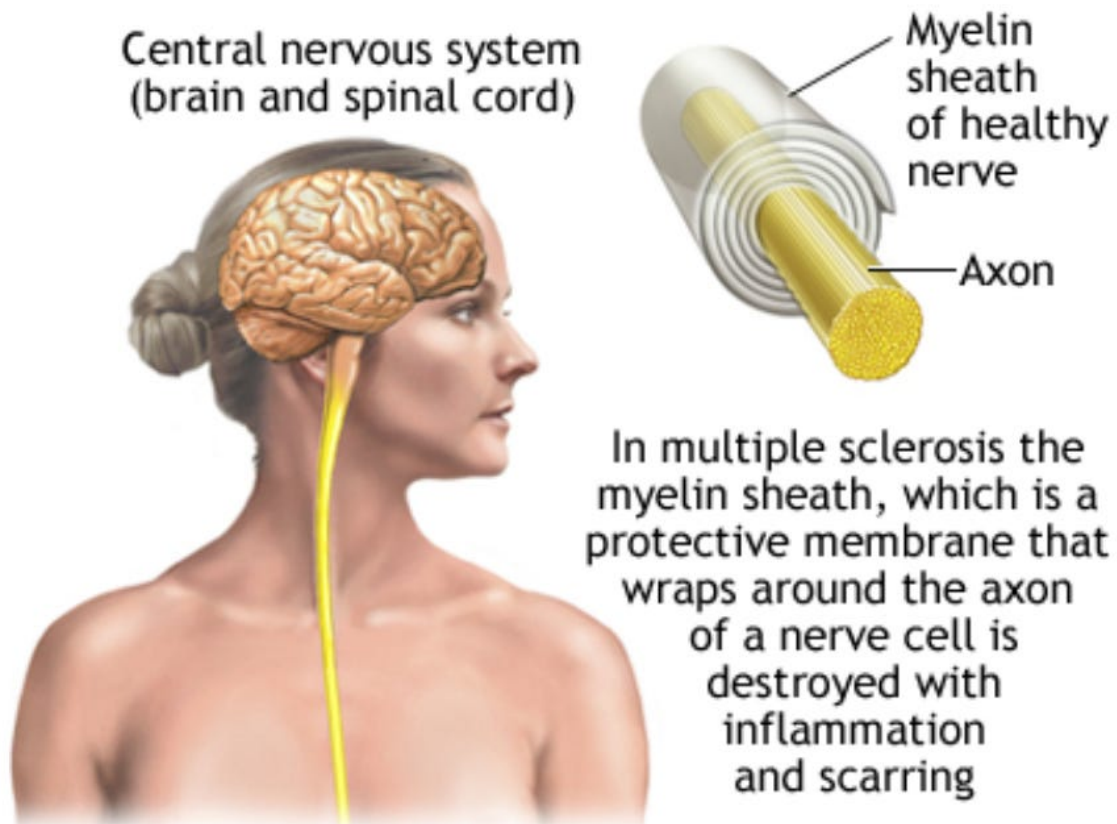
To receive Global Research's Daily Newsletter (selected articles), [click here](#).

Click the share button above to email/forward this article to your friends and colleagues. Follow us on [Instagram](#) and [Twitter](#) and subscribe to our [Telegram Channel](#). Feel free to repost and share widely Global Research articles.

Is there a link between COVID-19 vaccines and Multiple Sclerosis?

Multiple sclerosis

Multiple sclerosis (MS) is an **autoimmune disease** that affects the brain and spinal cord (**central nervous system**).



2021 April - 35 year old UK nurse Rachel McKinney developed Multiple Sclerosis a few weeks after getting her first 2 Pfizer mRNA jabs in Dec. 2020 and Jan. 2021, and was dead by April 2021 ([click here](#)).



Mrs. Rachel McKinney was one among the first recipients of experimental Pfizer mRNA shots in England. She received her first dose in late December, followed by the second in January, according to her sister, [Gemma Louise Walls](#). Everything was fine through January. But Mrs. McKinney started having slurred speech and feeling confused in February. The family believed she had a stroke.

A [111 operator](#) advised the family to take Rachel to Stepping Hill Hospital, according to the [Manchester Evening News](#). Doctors diagnosed her with brain inflammation. Mrs. McKinney's condition quickly deteriorated. She became paralyzed and lost her ability to speak. Due to COVID-19 restrictions, the family was unable to see her. All they could do is watch her cry on FaceTime.

Mrs. McKinney was transferred to Salford Royal Hospital a week later. But her condition continued to worsen. Doctors said she developed [acute disseminated encephalomyelitis](#) (ADEM). She had multiple seizures, forcing the doctors to place her in a medically-induced coma. The family saw the writing the wall in March.



Rachel was among the first recipients of Pfizer COVID-19 mRNA vaccines in England, receiving 1st dose in late Dec 2020 and 2nd dose in Jan. 2021.

Weeks after her 2nd dose in February 2021, Rachel started having slurred speech and feeling confused. She was hospitalized and soon became paralyzed and lost her ability to speak.

She was diagnosed with Acute Disseminated Encephalomyelitis and after multiple seizures she was placed in a medically induced coma.

Rachel died on April 3, 2021, after 46 days in the hospital. Doctors said Rachel developed a rare form of Multiple Sclerosis after her COVID-19 vaccines.

VAERS 970658 - 62 year old Florida man was diagnosed with "Exacerbation of multiple sclerosis" 4 days after 1st Pfizer COVID-19 mRNA vaccine.

VAERS ID: [970658](#) (history) **Vaccinated:** 2021-01-14
Form: Version 2.0 **Onset:** 2021-01-18
Age: 62.0 **Days after vaccination:** 4
Sex: Male **Submitted:** 0000-00-00
Location: Florida **Entered:** 2021-01-25

Vaccination / Manufacturer	Lot / Dose	Site / Route
COVID19: COVID19 (COVID19 (PFIZER-BIONTECH)) / PFIZER/BIONTECH	- / 1	LA / IM

Administered by: Senior Living **Purchased by:** ?

Symptoms: [Blood test](#), [Chest X-ray](#), [Computerised tomogram](#), [Condition aggravated](#), [Dysstasia](#), [Heart rate increased](#), [Hypoaesthesia](#), [Multiple sclerosis relapse](#), [Muscular weakness](#), [Systemic inflammatory response syndrome](#)

SMQs: Rhabdomyolysis/myopathy (broad), Peripheral neuropathy (broad), Neuroleptic malignant syndrome (broad), Arrhythmia related investigations, signs and symptoms (broad), Guillain-Barre syndrome (broad), Noninfectious encephalitis (broad), Noninfectious encephalopathy/delirium (broad), Noninfectious meningitis (broad), Optic nerve disorders (broad), Demyelination (narrow), Tumour lysis syndrome (broad), Dehydration (broad), Sepsis (broad), Opportunistic infections (broad), Immune-mediated/autoimmune disorders (narrow), Sexual dysfunction (broad)

Life Threatening? No

Birth Defect? No

Died? No

Permanent Disability? No

Recovered? Yes

Office Visit? No

ER Visit? No

ER or Doctor Visit? Yes

Hospitalized? Yes, 2 days

Extended hospital stay? No

Previous Vaccinations:

Other Medications: Gabapentin Oxybutynin Flomax Vitamin B-12 Ocrevus

Current Illness:

Preexisting Conditions: Multiple Sclerosis

Allergies: Benadryl

Diagnostic Lab Data: I had a CAT scan. I had a chest x-ray. I had many blood tests. This may not be the complete number of medical tests I had. I do not have access to the results of these tests. If necessary, I will follow whatever procedures are necessary for me to obtain them from the hospital.

CDC Split Type:

Write-up: On January 18, 2021, I experienced extreme weakness of both legs to the extent that I was unable to stand. I experienced an exacerbation of baseline numbness over many areas of my body. I had an elevated resting heart rate of over 108 bpm. I was transported by ambulance to that afternoon. I was admitted in the early morning hours of January 19, 2021. I was diagnosed with, "Exacerbation of multiple sclerosis; SIRS (systemic inflammatory response syndrome). I was given multiple intravenous antibiotics. I had a CAT scan. I had a chest x-ray. I had many blood tests. The adverse event resolved on its own. I was discharged January 16, 2021.

This is one of the first documented cases of "Multiple Sclerosis exacerbation" that were being published in the VAERS database as early as January 2021.

Published Research

[March 2023 - Alluqmani](#) studied 32 people who developed MS after COVID-19 vaccines. He found:

- mean age 30 years old (range 21 to 45)
- 21 had vertigo and imbalance, 7 had visual symptoms, 3 had motor symptoms
- 20/32 had Pfizer, 3/32 had Moderna, 9/32 had AstraZeneca
- 25 had MS symptoms after 1st dose, 7 after 2nd dose

- 14 had brainstem demyelinating lesions, 12 had cerebral lesions, 6 had cervical spinal cord lesions, 2 had dorsal spinal cord lesions

- risk factors for developing MS: low Vitamin D, antibodies for Epstein-Barr Nuclear

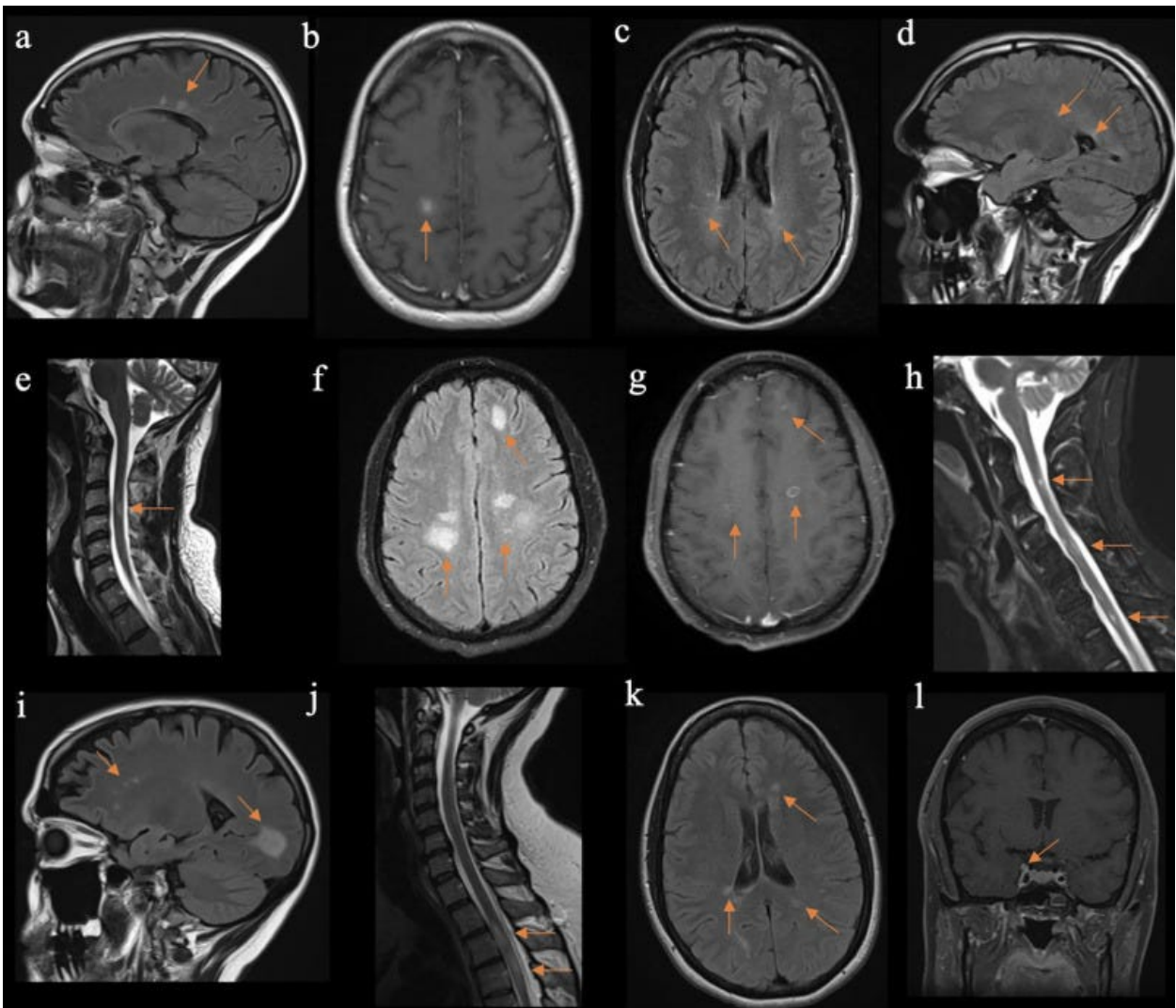
Antigen, family history of MS

[March 2023 – Jeon et al.](#) reported a 19 year old soldier who died suddenly

- 19 year old Korean soldier was found dead in barracks on March 22, 2022
- had 2nd mRNA vaccine 6 months before death
- 3 months before death he started getting seizures
- 17 days before death he had COVID-19, self-limited course at home
- several days before death he complained of recurrent seizures at night

[Jan.2022 – Toljan et al.](#) reported 5 new diagnoses of MS post mRNA vaccine

- 29 yo woman had acute left leg weakness 1 day after Pfizer
- 37 yo man had left hand paresthesia 3 days after 1st Pfizer
- 41 yo man had bilateral foot numbness 1 month after 2nd Moderna
- 46 yo woman had bilateral arm pain and left foot drop 3 days after 2nd Moderna
- 43 yo woman had right arm weakness 5 weeks after 2nd dose of Pfizer
- all 5 cases had brain or brain stem lesions on MRI.



Pfizer and Moderna's involvement in Multiple Sclerosis

Pfizer/BioNTech is making an mRNA vaccine for Multiple Sclerosis ([click here](#))



Eric Feigl-Ding

@DrEricDing



FANTASTIC NEWS—A potential vaccine for multiple sclerosis is now within sight on the horizon! And it's an mRNA vaccine by BioNTech, maker of the Pfizer [#COVID19](#) vaccine. Study in mice shows great promise for improving symptoms & stopping MS progression! science.sciencemag.org/content/371/65...

The screenshot shows the top portion of a Science journal article. At the top, the word "Science" is written in a large, white serif font on a black background. To the right of the title is a white hamburger menu icon. Below the title, the text "RESEARCH ARTICLE" is written in red. The main title of the article is "A noninflammatory mRNA vaccine for treatment of experimental autoimmune encephalomyelitis" in a large, black sans-serif font. Below the title, the authors are listed: "Christina Krienke^{1,2}, Laura Kolb^{1,*}, Elif Diken^{1,*}, Michael ...". Each author name is preceded by a small green circle containing the letters "ID". Below the author list is a red plus sign followed by the text "See all authors and affiliations". At the bottom of the preview, the publication information is given: "Science 08 Jan 2021: Vol. 371, Issue 6525, pp. 145-153 DOI: 10.1126/science.aay3638".

1:40 AM · Jan 12, 2021

7,944 Retweets 2,155 Quotes 28.1K Likes 883 Bookmarks

Interestingly, just as Pfizer COVID-19 vaccines were being rolled out and first cases of Multiple Sclerosis after COVID-19 vaccination were being reported, the founders of Pfizer's mRNA partner BioNTech published a paper in January 2021 on a newly invented mRNA vaccine for Multiple Sclerosis they "successfully" tested on mice.

On Jan.13, 2022, world famous journal "Science" published a paper claiming that Epstein-Barr Virus (EBV) caused most cases of Multiple Sclerosis ([click here](#)).




Patrick Kearns

@kearnsneuro



Phenomenal paper just published in Science persuasively demonstrating that EBV causes most if not all multiple sclerosis.

Phenomenal epidemiological design and technical achievement. 🙌



science.org

Longitudinal analysis reveals high prevalence of Epstein-B...
Epstein-Barr virus infection precedes symptoms and biomarkers of multiple sclerosis and markedly increases ...

4:39 PM · Jan 13, 2022

4,514 Retweets **1,339** Quotes **13.6K** Likes **2,274** Bookmarks

“We tested the hypothesis that MS is caused by Epstein-Barr virus (EBV) in a cohort comprising more than 10 million young adults on active duty in the US military, 955 of whom were diagnosed with MS during their period of service.”

“Risk of MS increased 32-fold after infection with EBV but was not increased after infection with other viruses...suggest EBV as the leading cause of MS.”

Jan. 14, 2022 – Forbes Magazine announced Moderna started human trials for EBV mRNA vaccine ([click here](#))

Just one day after Science published a paper claiming EBV causes Multiple Sclerosis, Forbes announced that Moderna just started human trials of “an mRNA vaccine for a virus (EBV) that likely causes Multiple Sclerosis.



My Take...

WHO's VigiAccess Database ([click here](#)) has 2180 cases of Multiple Sclerosis reported linked to COVID-19 vaccines. Here is a comparison to other neurological injuries:

- 21,786 Seizures
- 11,723 Bell's Palsy
- 7,693 Guillain-Barre syndrome
- 5,650 brain fog
- 5,413 paralysis
- 2,180 multiple sclerosis
- 1,300 transverse myelitis

The extent of coordination between the biggest journals like Science, and big pharma, is very visible in the case of Multiple Sclerosis.

Just as the first COVID-19 vaccines were being rolled out and first cases of post-vaccine Multiple Sclerosis were being reported in VAERS, Pfizer/BioNTech announced to the world they had successfully tested their new mRNA vaccine for Multiple Sclerosis on mice.

A year later, one of world's biggest journals "Science" published a paper claiming most cases of Multiple Sclerosis are caused by Epstein-Barr Virus. The next day, Forbes announced that Moderna had just begun human trials of its EBV mRNA vaccine that can treat Multiple Sclerosis.

There is no nice way to say it:

Pfizer/BioNTech and Moderna knew they would cause COVID-19 mRNA vaccine injuries and both were already positioned and fully prepared to profit from the very injuries they

caused.

This is the new big pharma business model in the 2020s.

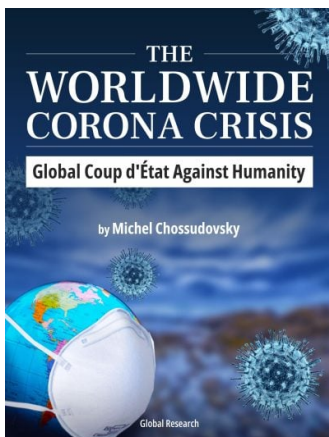
The implication is that Pfizer & Moderna knew exactly the types of injuries their COVID-19 mRNA vaccines would cause, before they released them on the public in December 2020.

*

Note to readers: Please click the share button above. Follow us on Instagram and Twitter and subscribe to our Telegram Channel. Feel free to repost and share widely Global Research articles.

Dr. William Makis is a Canadian physician with expertise in Radiology, Oncology and Immunology. Governor General's Medal, University of Toronto Scholar. Author of 100+ peer-reviewed medical publications.

Featured image is from the [author](#)



The Worldwide Corona Crisis, Global Coup d'Etat Against Humanity

by Michel Chossudovsky

Michel Chossudovsky reviews in detail how this insidious project “destroys people’s lives”. He provides a comprehensive analysis of everything you need to know about the “pandemic” — from the medical dimensions to the economic and social repercussions, political underpinnings, and mental and psychological impacts.

“My objective as an author is to inform people worldwide and refute the official narrative which has been used as a justification to destabilize the economic and social fabric of entire countries, followed by the imposition of the “deadly” COVID-19 “vaccine”. This crisis affects humanity in its entirety: almost 8 billion people. We stand in solidarity with our fellow human beings and our children worldwide. Truth is a powerful instrument.”

ISBN: 978-0-9879389-3-0, Year: 2022, PDF Ebook, Pages: 164, 15 Chapters

We encourage you to support the eBook project by making a donation through Global Research’s [DonorBox “Worldwide Corona Crisis” Campaign Page](#).

The original source of this article is [COVID Intel](#)
Copyright © [Dr. William Makis](#), [COVID Intel](#), 2023

[Comment on Global Research Articles on our Facebook page](#)

[Become a Member of Global Research](#)

Articles by: [Dr. William Makis](#)

Disclaimer: The contents of this article are of sole responsibility of the author(s). The Centre for Research on Globalization will not be responsible for any inaccurate or incorrect statement in this article. The Centre of Research on Globalization grants permission to cross-post Global Research articles on community internet sites as long the source and copyright are acknowledged together with a hyperlink to the original Global Research article. For publication of Global Research articles in print or other forms including commercial internet sites, contact: publications@globalresearch.ca

www.globalresearch.ca contains copyrighted material the use of which has not always been specifically authorized by the copyright owner. We are making such material available to our readers under the provisions of "fair use" in an effort to advance a better understanding of political, economic and social issues. The material on this site is distributed without profit to those who have expressed a prior interest in receiving it for research and educational purposes. If you wish to use copyrighted material for purposes other than "fair use" you must request permission from the copyright owner.

For media inquiries: publications@globalresearch.ca