

# Midazolam Murders: Were the Elderly in U.K Long Term Care Homes killed with Euthanasia Drugs and Labeled as COVID-19 deaths?

By [Dr. William Makis](#)

Global Research, February 25, 2023  
[Covid Intel](#)

Region: [Europe](#)

Theme: [Crimes against Humanity](#), [Science and Medicine](#)

All Global Research articles can be read in 51 languages by activating the “Translate Website” drop down menu on the top banner of our home page (Desktop version).

Visit and follow us on Instagram at [@crg\\_globalresearch](#).

Interview Sources:

Clip #1 - Right Now with Medical Researcher Stuart Wilkie ([click here](#))

Clip #2 - Radical by Maajid Nawaz with Dr. Mike Yeadon ([click here](#))

VIDEO



# COVID-19 deaths in Long-Term Care homes in 2020

The official narrative is that the elderly in Long Term Care homes were at high risk for COVID-19 infection and death.

In 2020, most COVID-19 deaths occurred in Long Term Care homes.

New evidence strongly suggests that these were not unavoidable COVID-19 deaths, but that something much more sinister and dark happened in these homes. There were at least two types of intentional harm that the elderly faced:

1. Vulnerable elderly were given a high dose “euthanasia drug cocktail” of Midazolam and Morphine which lead to their death, which was then labeled a “COVID-19 death”
2. Elderly who developed pneumonia were intentionally denied antibiotics, leading to their death, which was then labeled a “COVID-19 death”.

## Midazolam

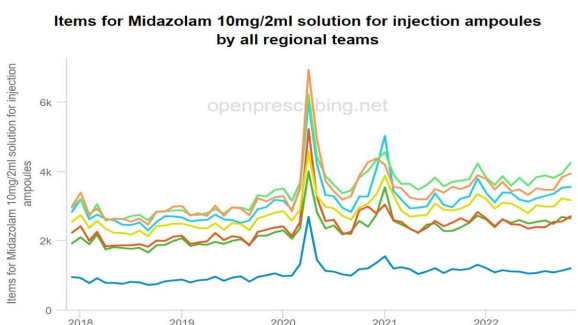
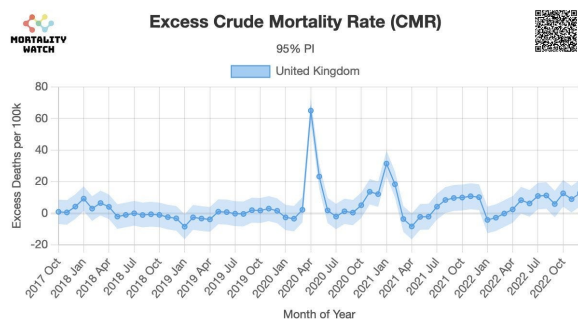
Midazolam is a benzodiazepine medication used for anesthesia, procedural sedation and to treat severe agitation.

“Midazolam injection may cause serious or life-threatening breathing problems such as shallow, slowed, or temporarily stopped breathing that may lead to permanent brain injury or death.”([click here](#))

In the US, high doses of Midazolam were used in executions of death row inmates by lethal injection ([click here](#)).

## UK Long Term Care Home Deaths

On Feb.7, 2023, whistleblower “jikkyleaks” posted on Twitter one of the more shocking graphics I have seen in the past 2 years ([click here](#)):



The excess deaths in the United Kingdom (during COVID-19 pandemic waves in early 2020 and early 2021) correlate almost perfectly with spikes in Midazolam 10mg/2ml use.

As jikkyleaks explains:

“This is the data for midazolam prescribing from the UKs official prescriber database”

“the spike in midazolam prescription (on this \*GP\* database) was driven almost entirely by injectable 10mg/2ml doses. This was not the anxiolytic oral form. It’s a euthanasia injection.”

The key here is that this spike in Midazolam use was outside the Hospital setting (in Long Term Care homes).

And yes, the excess deaths in April 2020 were in the elderly:

**% Excess Deaths (Non-COVID-19) by Age Group, Sex & Month (that week ended in)**  
England

Weeks Ending 27Mar20 - 30Dec22  
Source Data:- Office for Health Improvement and Disparities

| Year | Month | 0-24    |        | 25-49   |        | 50-64   |       | 65-74   |        | 75-84   |        | 85+     |        |
|------|-------|---------|--------|---------|--------|---------|-------|---------|--------|---------|--------|---------|--------|
|      |       | Females | Males  | Females | Males  | Females | Males | Females | Males  | Females | Males  | Females | Males  |
| 2020 | 3     | 7.7%    | -24.2% | -4.2%   | 2.5%   | 0.2%    | -3.6% | -8.4%   | -1.9%  | -5.6%   | -0.6%  | 6.4%    | -1.9%  |
| 2020 | 4     | -5.2%   | -20.8% | 7.4%    | 0.4%   | 12.4%   | 16.1% | 13.5%   | 18.2%  | 25.3%   | 25.9%  | 40.5%   | 36.1%  |
| 2020 | 5     | -14.0%  | -12.6% | -1.6%   | -2.4%  | 3.8%    | 5.0%  | -1.8%   | -4.1%  | -0.5%   | -1.7%  | 10.9%   | 0.2%   |
| 2020 | 6     | -22.4%  | -21.0% | -7.9%   | -7.4%  | 5.8%    | -2.4% | -3.3%   | -8.0%  | -8.6%   | -10.6% | -11.3%  | -13.2% |
| 2020 | 7     | -16.1%  | -9.0%  | 0.9%    | 0.2%   | -6.5%   | 2.6%  | -3.1%   | -4.8%  | -7.0%   | -7.4%  | -9.2%   | -13.9% |
| 2020 | 8     | -1.4%   | -1.7%  | 2.5%    | 5.9%   | 2.4%    | 4.1%  | -5.2%   | -2.5%  | -0.7%   | -1.2%  | -2.7%   | -5.4%  |
| 2020 | 9     | -0.7%   | -15.8% | 6.6%    | 6.2%   | 1.6%    | 5.8%  | 0.1%    | 2.4%   | 0.4%    | -0.1%  | -2.2%   | -1.9%  |
| 2020 | 10    | -22.4%  | -12.0% | 2.7%    | 7.6%   | 4.1%    | 3.9%  | 1.0%    | -3.0%  | -2.5%   | -4.2%  | -3.8%   | -4.5%  |
| 2020 | 11    | -10.1%  | -6.5%  | 3.9%    | 5.1%   | 1.8%    | 6.1%  | -7.3%   | -2.9%  | -8.1%   | -7.0%  | -7.2%   | -10.7% |
| 2020 | 12    | -3.3%   | -8.6%  | 5.5%    | 6.3%   | -6.0%   | 3.1%  | -10.3%  | -11.0% | -14.9%  | -16.1% | -14.9%  | -17.7% |
| 2021 | 1     | -2.6%   | -8.4%  | 0.4%    | -11.0% | -10.4%  | -8.3% | -17.0%  | -16.4% | -19.9%  | -23.0% | -22.8%  | -26.7% |
| 2021 | 2     | 0.7%    | 4.6%   | 2.5%    | -1.2%  | -8.2%   | -3.8% | -12.5%  | -15.1% | -18.2%  | -17.4% | -19.3%  | -24.9% |
| 2021 | 3     | 17.8%   | -2.0%  | -4.3%   | 5.3%   | 7.7%    | -3.4% | -13.3%  | -14.2% | -18.1%  | -20.7% | -22.3%  | -25.2% |
| 2021 | 4     | -11.6%  | -13.5% | 2.7%    | -4.9%  | -5.8%   | 0.5%  | -9.0%   | -11.4% | -13.4%  | -14.3% | -16.3%  | -19.3% |
| 2021 | 5     | 7.8%    | 8.4%   | 2.6%    | 1.3%   | -5.6%   | 3.2%  | -10.1%  | 17.4%  | -8.8%   | -7.4%  | -10.0%  | -10.4% |
| 2021 | 6     | 10.1%   | 3.0%   | -2.1%   | 4.9%   | -0.8%   | 6.6%  | -4.6%   | -5.1%  | -5.1%   | -3.3%  | -5.6%   | -7.2%  |
| 2021 | 7     | -8.4%   | 0.7%   | 2.4%    | 3.4%   | 7.1%    | 7.2%  | 0.1%    | 2.1%   | 0.6%    | 1.7%   | -0.2%   | -2.0%  |
| 2021 | 8     | -8.9%   | -4.4%  | 0.0%    | 3.3%   | 6.0%    | 6.7%  | 5.4%    | 1.3%   | 2.6%    | -0.1%  | 3.9%    | 1.2%   |
| 2021 | 9     | -5.6%   | -6.7%  | 6.8%    | 5.9%   | 8.4%    | 4.8%  | 7.9%    | 6.6%   | 6.0%    | 4.4%   | 4.1%    | 1.1%   |
| 2021 | 10    | 2.6%    | -5.9%  | 1.2%    | 12.0%  | 9.8%    | 10.2% | 3.6%    | 3.3%   | 0.1%    | 0.9%   | 1.2%    | -0.1%  |
| 2021 | 11    | 12.9%   | 9.8%   | 1.2%    | 3.4%   | 2.3%    | 9.2%  | 6.4%    | 6.4%   | 4.5%    | 0.7%   | 5.7%    | 0.1%   |
| 2021 | 12    | 3.3%    | 5.3%   | -4.2%   | 2.9%   | 6.8%    | 6.9%  | 2.0%    | 1.9%   | 0.7%    | -3.8%  | 0.4%    | -3.7%  |
| 2022 | 1     | 9.8%    | -10.2% | -2.6%   | -9.8%  | -8.4%   | -4.2% | -14.2%  | -12.3% | -14.7%  | -17.4% | -20.8%  | -23.4% |
| 2022 | 2     | 4.0%    | 14.8%  | -2.9%   | -4.4%  | -3.7%   | 3.6%  | -8.1%   | -5.1%  | -11.5%  | -13.8% | -16.0%  | -18.6% |
| 2022 | 3     | 11.0%   | 8.3%   | -6.2%   | 4.6%   | -8.3%   | 3.4%  | -7.4%   | -6.2%  | -9.2%   | -12.0% | -14.7%  | -15.2% |
| 2022 | 4     | -27.4%  | -1.4%  | 5.9%    | -5.1%  | -2.0%   | -3.9% | -9.0%   | -7.3%  | -8.9%   | -10.8% | -9.5%   | -12.1% |
| 2022 | 5     | 13.3%   | 6.4%   | 5.4%    | -4.8%  | 2.6%    | 8.9%  | 0.0%    | 1.7%   | 1.6%    | 2.3%   | 3.2%    | 1.4%   |
| 2022 | 6     | 14.5%   | 13.8%  | 14.6%   | 7.2%   | 17.4%   | 15.8% | 8.1%    | 8.4%   | 9.5%    | 6.6%   | 8.0%    | 8.4%   |
| 2022 | 7     | 8.0%    | 5.5%   | 6.6%    | 8.6%   | 4.6%    | 11.0% | 4.7%    | 5.5%   | 7.1%    | 2.8%   | 8.2%    | 6.9%   |
| 2022 | 8     | 9.7%    | 9.7%   | -4.0%   | 10.8%  | 17.1%   | 12.5% | 0.3%    | 7.2%   | 4.5%    | 5.6%   | 10.8%   | 4.1%   |
| 2022 | 9     | -1.2%   | 11.2%  | 10.0%   | 8.2%   | 13.8%   | 16.9% | 7.9%    | 5.2%   | 5.7%    | 6.6%   | 7.6%    | 7.5%   |
| 2022 | 10    | 3.9%    | 5.0%   | 16.9%   | 9.2%   | 11.9%   | 10.0% | 7.4%    | 6.3%   | 6.4%    | 6.4%   | 9.1%    | 7.3%   |
| 2022 | 11    | 12.4%   | 6.2%   | 8.1%    | 12.4%  | 10.7%   | 13.3% | 9.9%    | 6.9%   | 2.5%    | 1.9%   | 6.7%    | 1.9%   |
| 2022 | 12    | 24.9%   | 5.4%   | 6.6%    | 4.4%   | 13.7%   | 12.6% | 6.5%    | 3.9%   | 9.7%    | -0.3%  | 7.7%    | 3.7%   |

Scale  
< -10%
-5% to 0%
0% to 5%
5% to 10%
> 10%

How many died?

Dr. John Campbell describes the dangers and potential lethality of the high dose Midazolam and Morphine drug cocktail, in his detailed video ([click here](#)).

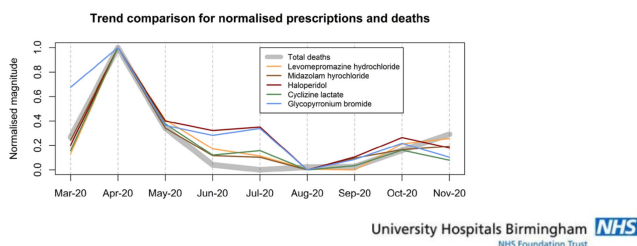
British MP Andrew Bridgen recently wrote: “I have been supplied with lots of evidence from people who believe their relatives died due to the medical interventions brought in as a result of the COVID-19 pandemic” ([click here](#)).

Former Pfizer scientist Dr. Mike Yeadon PhD believes over 100,000 people were killed by government protocols of Midazolam and Morphine ([click here](#)).

Other drugs

Other “end of life” protocol drugs were used extensively during this time as reported by the British Medical Journal ([click here](#)).

This includes antipsychotic drugs Levomepromazine and Haloperidol.



Drugs for comfort at the end of life include the following:

| Drug Class            | Examples                     | Uses   |
|-----------------------|------------------------------|--|
| Benzodiazepines       | Midazolam, lorazepam         | <ul style="list-style-type: none"> <li>• Fear, anxiety and agitation</li> </ul>  |
| Strong opioids        | Morphine, oxycodone          | <ul style="list-style-type: none"> <li>• Typically used for pain</li> <li>• Can be used to relieve breathlessness – reduces the sensitivity and reflex response to the raised pCO<sub>2</sub> levels seen in respiratory failure.</li> </ul> |
| Antipsychotic drugs   | Levomepromazine, haloperidol | <ul style="list-style-type: none"> <li>• Typically used for nausea (low doses)</li> <li>• Agitation and delirium (higher doses)</li> </ul>   |
| Hyoscine butylbromide |                              | <ul style="list-style-type: none"> <li>• Reduce airway secretions and ‘death rattle’ – this symptom may not bother the patient necessarily but can be upsetting for relatives and staff alike.</li> </ul>                                    |

Conveniently, on April 3, 2020, the National Institute for Health and Care Excellence (NICE) published a “COVID-19 rapid guideline: managing symptoms in the community”, which included the “opioid and benzodiazepine combination” ([click here](#)):

**NICE** National Institute for Health and Care Excellence

Search NICE... Menu ▾

[Home](#) > [NICE Guidance](#) > [Published Guidance](#)

## COVID-19 rapid guideline: managing symptoms (including at the end of life) in the community

NICE guideline [NG163] Published: 03 April 2020  
Last updated: 13 October 2020

COVID-19 rapid guideline: managing symptoms (including at the end of life) in the community (NG163)

[community](#).

6.4 Identify and treat reversible causes of breathlessness, for example pulmonary oedema.

6.5 Consider an opioid and benzodiazepine combination (see [tables 4 and 5](#)) for patients with COVID-19 who:

- are at the end of life and
- have moderate to severe breathlessness and
- are distressed.

Consider concomitant use of an antiemetic and a regular stimulant laxative. At the time of publication (April 2020), opioids and benzodiazepines did not have a UK marketing authorisation for moderate to severe breathlessness (see the [General Medical Council's guidance on prescribing unlicensed medicines](#) for further information).

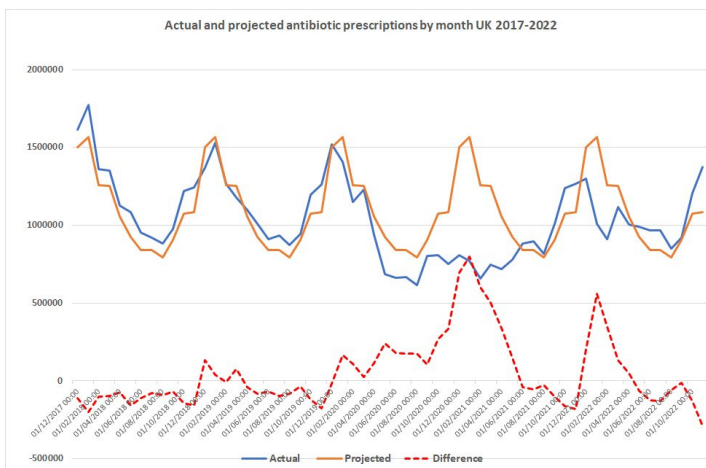
It seems that starting in April 2020, 10,000s of elderly were designated as “at the end of

life” and euthanized with an opioid (Morphine) and benzodiazepine (Midazolam) combination.

## Withdrawal of Antibiotics

Another disturbing component of the abuse of the elderly that would have lead to their deaths, is evidence that the elderly were denied life-saving antibiotics when they did develop complications of viral respiratory illness, namely pneumonia.

In the UK, antibiotic prescriptions dropped 50% during 2020 ([source](#)):



Once again, jikkyleaks explains ([click here](#)):

“For those that still haven’t heard about this - [#3tablets](#) relates to the fact that COVID deaths occurred because vulnerable people were not given macrolide antibiotics for post-viral pneumonia because of a prior propaganda campaign.”

“3 tablets. That’s what they withheld from the elderly that were diagnosed with “COVID pneumonia” because they were told not to treat. It was bacterial pneumonia. They died.”

## Canada’s Long Term Care (LTC) home COVID-19 Deaths

In January 2021, the Lancet published: “COVID-19 highlights Canada’s care home crisis” ([click here](#)):

“COVID-19 deaths in long-term care have been called a national disgrace, and experts are calling for the army to intervene.

When Canada’s national health data agency reported in June, 2020, that Canada had the worst record among wealthy nations for COVID-19-related deaths in long-term care facilities for older people, many observers referred to it as a “national disgrace”. At that time, as the first wave of COVID-19 in Canada began to subside, its 2039 homes for older people accounted for about 80% of all COVID-19-related deaths.

6 months later, as the second wave of COVID-19 sweeps the country, little has changed, and Canada’s long-term facilities remain dangerously prone to the disease.”

A stunning admission from Canadian Institute for Health Information ([click here](#)):

“Compared with other Organisation for Economic Co-operation and Development

countries, Canada had a relatively low overall COVID-19 mortality rate but the highest proportion of LTC deaths. Residents of LTC homes in Canada represented 81% of all reported COVID-19 deaths compared with an average of 38% in other countries.”

Canada’s COVID-19 mortality rate in LTC homes was higher than UK’s, where 10,000s of vulnerable elderly were being given high dose Midazolam & Morphine euthanasia drug cocktails to drive up the COVID-19 death toll from April 2020 onwards.

I have not been able to find Canada’s Midazolam prescription data, however, according to the Canadian Medical Association, Midazolam is used in 91% of MAID – Medical Assistance in Dying cases ([click here](#)).

## Concluding Remarks

The evidence of United Kingdom’s “Midazolam murders” in Long Term Care homes is damning. Overall, it paints a very dark picture: in the UK, it appears the elderly in Long Term Care homes were euthanized by the 10,000s in order to drive up the COVID-19 death toll in 2020.

Canada’s LTC homes did even worse than UK’s and that raises very disturbing questions. What happened in Canada’s LTC homes when family members were not allowed to visit their loved ones? What kind of euthanasia protocols were used in Canada, that resulted in even higher death tolls than in the UK?

We need whistleblowers to tell us.

One thing is clear. With over 80% of all COVID-19 deaths in 2020 taking place in Long Term Care homes, without these deaths there would have been no “pandemic” in Canada, no fear or panic, and perhaps no COVID-19 vaccine rollout.

The original source of this article is [Covid Intel](#)  
Copyright © [Dr. William Makis](#), [Covid Intel](#), 2023

---

[Comment on Global Research Articles on our Facebook page](#)

[Become a Member of Global Research](#)

Articles by: [Dr. William Makis](#)

**Disclaimer:** The contents of this article are of sole responsibility of the author(s). The Centre for Research on Globalization will not be responsible for any inaccurate or incorrect statement in this article. The Centre of Research on Globalization grants permission to cross-post Global Research articles on community internet sites as long the source and copyright are acknowledged together with a hyperlink to the original Global Research article. For publication of Global Research articles in print or other forms including commercial internet sites, contact: [publications@globalresearch.ca](mailto:publications@globalresearch.ca)

[www.globalresearch.ca](http://www.globalresearch.ca) contains copyrighted material the use of which has not always been specifically authorized by the copyright owner. We are making such material available to our readers under the provisions of "fair use" in an effort to advance a better understanding of political, economic and social issues. The material on this site is distributed without profit to those who have expressed a prior interest in receiving it for research and educational purposes. If you wish to use copyrighted material for purposes other than "fair use" you must request permission from the copyright owner.

For media inquiries: [publications@globalresearch.ca](mailto:publications@globalresearch.ca)