

Impoverishment of the Middle Class in America: Middle-income Households No Longer The Majority

By [Andre Damon](#)

Global Research, December 11, 2015
[World Socialist Web Site](#)

Region: [USA](#)

Theme: [Global Economy](#), [Poverty & Social Inequality](#)

For the first time in more than four decades, “middle-income households” no longer constitute the majority of American society, according to a study published Wednesday by the Pew Research Center. Instead, the majority of households are either low or higher-income.

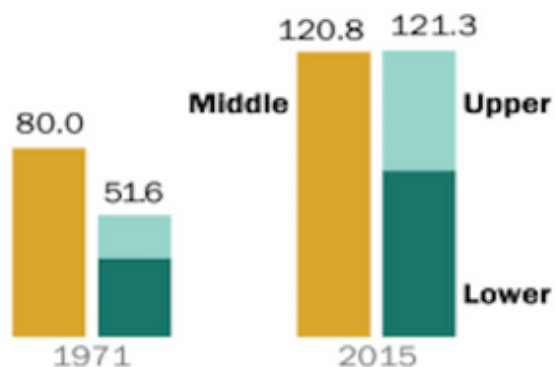
The study concluded, “Once in the clear majority, adults in middle-income households in 2015 were matched in number by those in lower- and upper-income households combined.” Pew called its findings “a demographic shift that could signal a tipping point” in American society.

The study also found a sharp fall in household incomes and wealth, particularly for low-income households, noting that only “upper-income families realized notable gains in wealth from 1983 to 2013.”

The middle class is losing ground

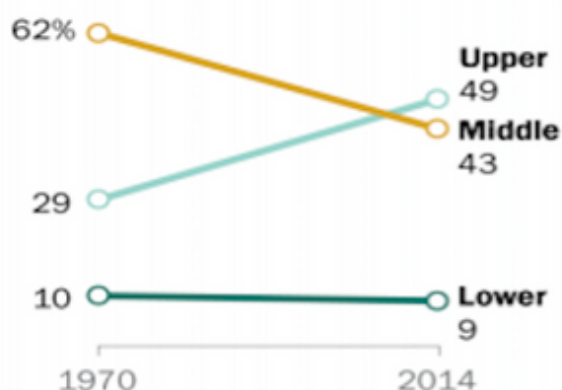
Middle-income Americans are no longer in the majority ...

Adult population by income tier (millions)



... and share of aggregate income held by middle-income households has plunged

% of U.S. aggregate household income



PEW RESEARCH CENTER

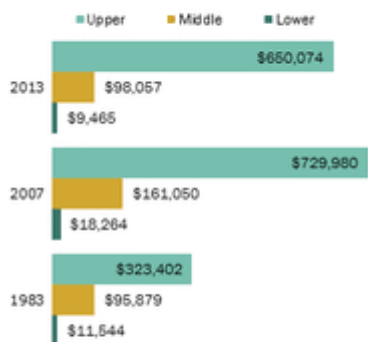
Together with the decline in the relative numbers of middle-income earners, the incomes of households in this group has fallen substantially in recent decades. The median income of middle-income households fell by four percent between 2000 and 2014, while their median

wealth fell by 28 percent over approximately the same period.

The study notes that since 1983, the total share of income accruing to high-income households has grown significantly. The study found that “fully 49% of US aggregate income went to upper-income households in 2014, up from 29% in 1970.” Meanwhile the share “accruing to middle-income households was 43% in 2014, down substantially from 62% in 1970.”

The wealth gap between upper- and middle-income families is growing

Median net worth of families, in 2014 dollars



Note: Net worth is the difference between the value of assets owned by a family and the liabilities it holds. Families are assigned to income tiers based on their size-adjusted income. Net worth is not adjusted for family size.

Source: Pew Research Center analysis of Survey of Consumer Finances public-use data

PEW RESEARCH CENTER

These findings reflect the persistent declines in wages for US workers following decades of de-industrialization, which has been accompanied by significant increases in the yields of financial assets, helping to increase the wealth and earnings of the financial elite, along with a section of upper middle-class households.

While the study’s metrics are too broad to capture the enormous concentration of society’s wealth in the hands of the top 1 and 0.1 percent, they reflect the reality that a “middle class” lifestyle is increasingly out of reach for the broad majority of the US population.

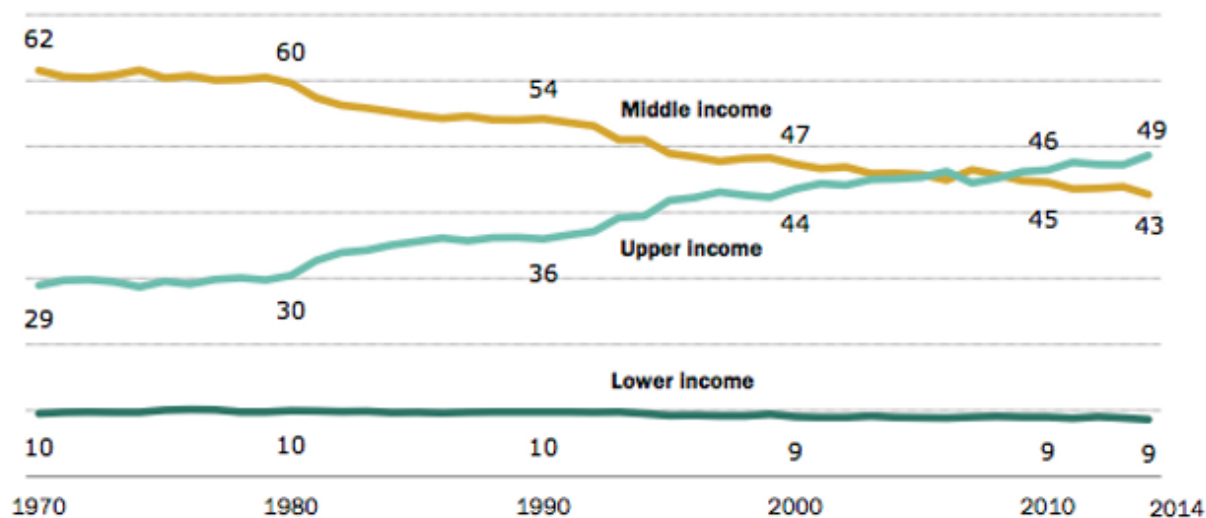
The Pew study, an analysis of data from the Census Bureau’s current population survey, defines “middle-income” households as those earning between two-thirds and twice the US median household income, or between \$42,000 to \$126,000 for a household of three. Those classified as low-income made less than two-thirds the typical income, while those classified as high-income made twice the median income.

The study added that the fastest growing sections of the population were those at the extremes of the income distribution: the very rich and the very poor. “The movement out of the middle has not simply been at the margins—the growth has been at the extreme ends of the income ladder,” with “the fastest-growing numbers... in the very lowest and very highest income tiers.”

The study found that, after dividing US households into fifths based on household income, “In 2015, 20% of American adults were in the lowest income tier, up from 16% in 1971. On the opposite side, 9% are in the highest income tier, more than double the 4% share in 1971.” Meanwhile the share of adults in the lower middle or upper middle income brackets have remained unchanged.

The share of aggregate income held by middle-income households plunged from 1970 to 2014 and is now less than the share held by upper-income households

% of U.S. aggregate household income held by lower-, middle- and upper-income households



The report added, “The growth at the top is similarly skewed,” as “the share of adults in highest-income households [has] more than doubled, from 4% in 1971 to 9% in 2015. But the increase in the share in upper-middle income households was modest, rising from 10% to 12%.”

The study further noted the impact of the 2008 crisis on the wealth of middle-income households. It stated,

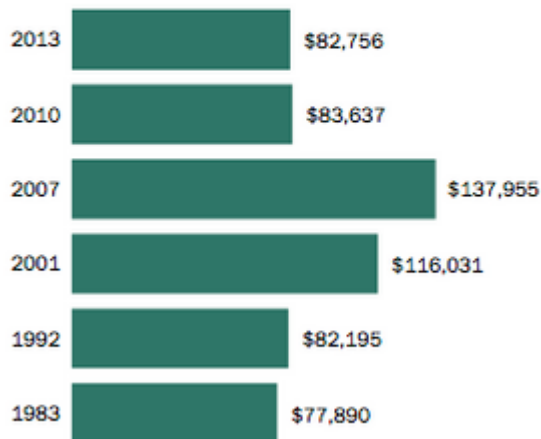
“Before the onset of the Great Recession, the median wealth of middle-income families increased from \$95,879 in 1983 to \$161,050 in 2007, a gain of 68%. But the economic downturn eliminated that gain almost entirely. By 2010, the median wealth of middle-income families had fallen to about \$98,000, where it still stood in 2013.”

The wealth of higher income households has largely been protected from the 2008 financial crash.

“Upper income families more than doubled their wealth from 1983 to 2007 as it climbed from \$323,402 to \$729,980. Despite losses during the recession, these families recovered somewhat since 2010 and had a median wealth of \$650,074 in 2013, about double their wealth in 1983.”

The wealth of U.S. families increased from 1983 to 2007, fell sharply since

Median net worth of families, in 2014 dollars



The Pew figures also show the impact of the persistent economic slump on a broad range of households, noting,

“Americans are less well-to-do now than at the start of the 21st century. For all income tiers, median incomes in 2014 were lower than in 2000. These reversals are the result of two recessions—the downturn in 2001 and the Great Recession of 2007-09—and economic recoveries that have been too anemic to fully repair the damage.”

The conclusion that the incomes and wealth of all sections of society have declined since the start of the 2008 crisis is attributable to the fact that the study’s methodology is too broad to encompass the most dramatic change in American society: the enormous concentration of wealth and income in the hands of the financial oligarchy. The handful of multi-millionaires and billionaires in this social group are wealthier than ever.

Figures published last year by professors Emmanuel Saez and Gabriel Zucman showed that the wealthiest 0.5 percent of American society saw their share of the country’s wealth double, from about 17 percent in 1978 to just under 35 percent in 2012. The top 0.1 percent (one one-thousandth of the population) now controls more than 20 percent of all wealth, up from about 8 percent in the late 1970s.

The vast growth of social inequality is not the result of an impartial and merely objective process, but is rather the result of policies pursued by the government for decades aimed at slashing the wages and benefits of American workers while enriching the financial oligarchy that dominates wealth and political power in the US. This process has been dramatically accelerated under the Obama administration.

The persistent growth of social inequality is the most conspicuous and defining characteristic of contemporary American society. It is this process, facilitated by the financialization of the economy and the continuous diversion of resources away from productive investment, that underlies the erosion of democratic forms of government and the endless promotion of war and militarism.

This process expresses, moreover, a deep social crisis to which the financial elite, obsessed

with the expansion of its own wealth and social privilege, can offer no solutions.

The original source of this article is [World Socialist Web Site](#)

Copyright © [Andre Damon](#), [World Socialist Web Site](#), 2015

[Comment on Global Research Articles on our Facebook page](#)

[Become a Member of Global Research](#)

Articles by: [Andre Damon](#)

Disclaimer: The contents of this article are of sole responsibility of the author(s). The Centre for Research on Globalization will not be responsible for any inaccurate or incorrect statement in this article. The Centre of Research on Globalization grants permission to cross-post Global Research articles on community internet sites as long the source and copyright are acknowledged together with a hyperlink to the original Global Research article. For publication of Global Research articles in print or other forms including commercial internet sites, contact: publications@globalresearch.ca

www.globalresearch.ca contains copyrighted material the use of which has not always been specifically authorized by the copyright owner. We are making such material available to our readers under the provisions of "fair use" in an effort to advance a better understanding of political, economic and social issues. The material on this site is distributed without profit to those who have expressed a prior interest in receiving it for research and educational purposes. If you wish to use copyrighted material for purposes other than "fair use" you must request permission from the copyright owner.

For media inquiries: publications@globalresearch.ca