


## Falling US Birth Rates are not connected to Genetically Modified (GM) Foods

By [Rady Ananda](#)

Global Research, June 04, 2011

<http://foodfreedom.wordpress.com/2011/06/02/gm-foods-cannot-be-linked-to-falling-us-birth-rate/> 4 June 2011

**US Crude Birth Rate 1909-2009**



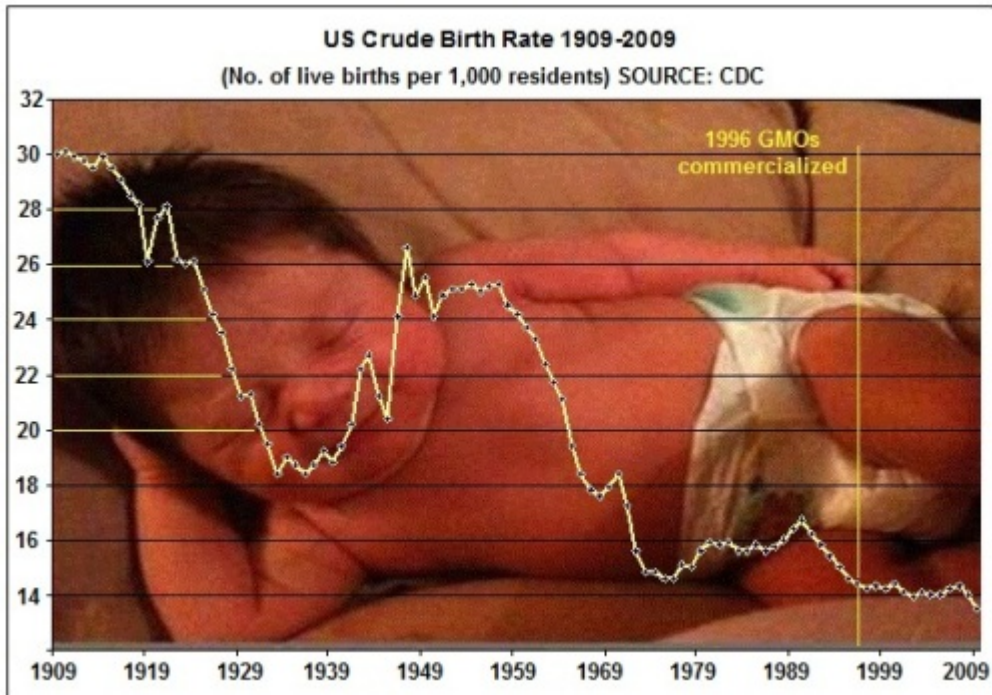
Current speculation that falling US birth rates are connected to genetically modified foods is debunked by a historical review of US birth rates. We cannot tie GM foods to falling US birth rates, yet anyway, since a look at the rate over the past 100 years shows much sharper drops than the one seen since 1996 when GM foods were deployed.

Spermicidal corn has been developed, as [William Engdahl](#) points out, and likely deployed somewhere (he suggests in Latin America or other “Third World countries”). If deployed in the US, its effects cannot be teased out from other environmental and cultural factors that contribute to a nation’s birth rate, given lack of GM food labels and subsequent safety testing.

Faulty assumptions about vaccine safety aside, Bill Gates’ advice to [use GMO vaccines to reduce population](#) is based on his [thinking](#) that women will not feel the need to keep reproducing if child survival rates improve.

The following charts were prepared from crude birth rate data supplied by the Centers for Disease Control. The first one of relevance comprises the entire 100 years since records have been kept (1909-2009). Prior to 1970, birth rates were estimated. Since then, the CDC uses data legally required to be submitted from all 50 states.

The peak occurs in 1910: 30.1 live births per 1,000 residents; and the nadir occurs in 2009: 13.5 live births per 1,000 residents. [[Click here](#) for large image.]



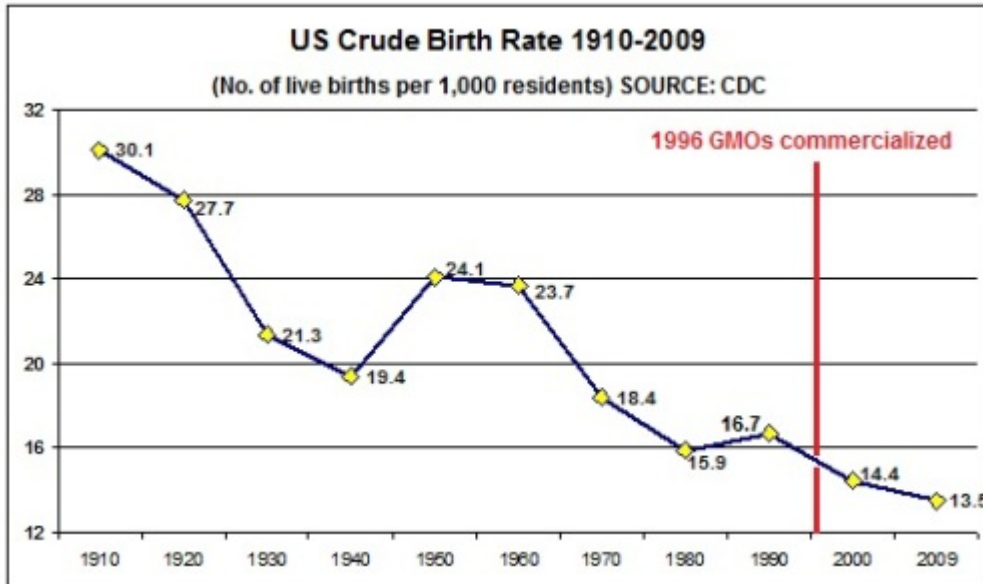
From 1909 thru 1933, the birth rate dropped a whopping 39 percent (from 30.0 to 18.4).

During the Great Depression, the birth rate hovered around 18.8 from 1933 thru 1940. Once the depression officially ended in 1941, and women entered the workforce in mass numbers (as in Rosie the Riveter), the birth rate climbed to its next major peak of 26.6 in 1947. For the next decade, the US birth rate hovered around 25.2 — the “baby boom” years.

From 1957 thru 1976, the birth rate plummeted again — this time, by a shocking 42 percent. There were a couple slight upticks in there, but in 1975 and '76, the crude birth rate was 14.6, the lowest it had ever been. And this is 20 years before the commercialization of GMO foods.

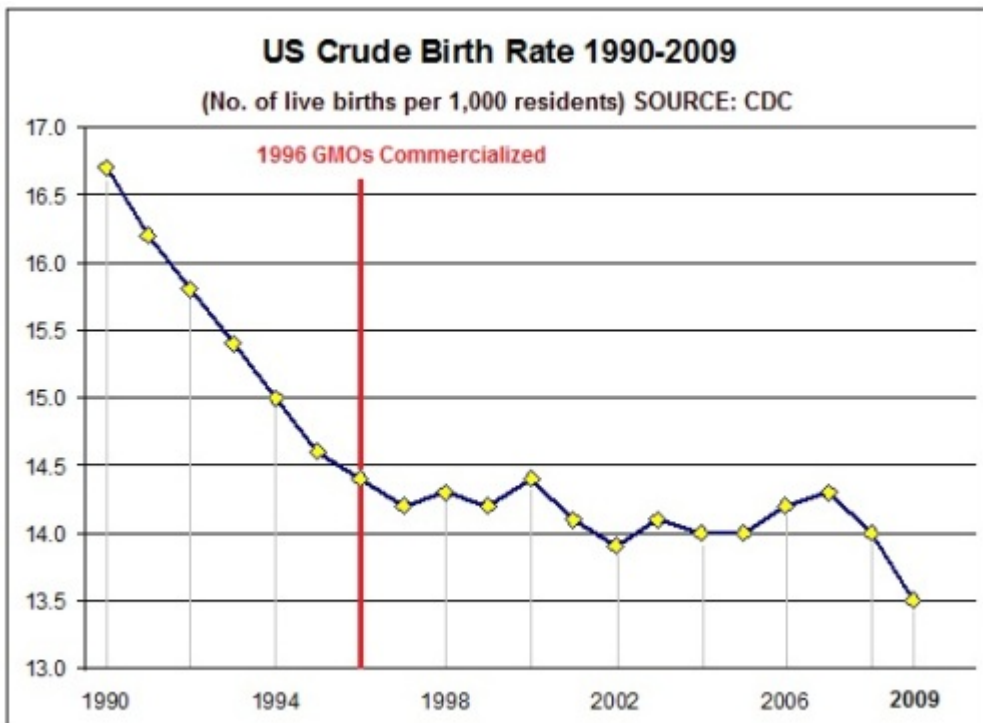
We then see a slight rise thru 1990 when the rate peaked at 16.7, and next a general decline thru 2009 when it bottomed at 13.5 live births - the lowest it's ever been in 100 years of record keeping, but a drop of only 1.1 from the 1976 rate — the previous all-time low.

It might be easier to see 100 years of data if we just look at ten-year increments (without the cute baby pic): [\[Large image\]](#)



Now let's consider whether 15 years of GM foods have reduced the US birthrate. Without labeling and follow up testing, we may never know. We do know that many factors contribute to infertility, including cultural factors, agrochemicals and other industrial pollutants - many of which are endocrine disruptors that affect reproduction, as well as parental health, and perhaps vaccines and pharmaceuticals, most of which contain GMOs.

Keeping all this in mind, let's look at the US birth rate since its last peak in 1990 (16.7 live births per 1,000 residents): [\[Large image\]](#)



From 1990 thru 2009, the birthrate dropped 19 percent. Of course, the effects of spermicidal food would not be immediate, and 2009 does show a serious drop when the birthrate fell to 13.5. As has now been shown, though, this latest decline (from 1990) is not the biggest drop since records have been kept. In fact, the rate of decline has **slowed** since GMO deployment.

I'm not saying mass sterilization isn't underway (I have no evidence either way), just that GM foods cannot yet be tied to declining birth rates. Toxic aerial sprays and industrial pollutants cause infertility, as well, and hasn't deregulation of pollutive industries proceeded swiftly the past several years? Wasn't it in 2004 that the [EPA said](#) fracking posed no health risk, and so exempted the drilling industry from the Clean Water Act?

**An important aside:** The idea that increased wealth reduces the birth rate is contradicted by US numbers. Once the Great Depression officially ended in 1941, the US birth rate climbs. Also, since the late 1960s when real personal wealth declined for most Americans, the birth rate also declined. In fact, [maternal education level](#) may be a more significant factor.

By comparing the US to other nations, we can begin to tease out the impact of GM foods — by analyzing the birthrates of other nations and the number of years (and to what extent) they've been eating GM foods, if any. While some experts estimate that 70% of the foods we eat in the US contain GMOs, that percentage is not as high in other countries with lower birth rates.

At the international level, of the 196 nations whose 2009 birth rates were reported by the [World Bank](#), 57 had lower birth rates than the US, including Canada, France, Germany, Italy, Russia, and the UK. Of those 57 nations with lower birth rates than the US, 44 do not permit GMO crops (see list of GM nations at the pro-GM group, [ISAAA](#)).

US teen birth rates are probably even more important to watch, as some of these kids have been ingesting GMOs their entire lives, from the moment of conception. Comparing that to other nations' teen birth rates might be most revealing, especially when factoring how much GM food those teens are eating and for how long.

**In sum**, the US crude birth rate has generally declined since 1909 when records were first kept. There have been two substantial plummets in our birth rate: from 1909 thru 1933, when it dropped 39 percent; and from 1957 thru 1976, when it dropped 42 percent. Between these two dips is the baby boom era.

Since more accurate records were kept starting in 1970, the US crude birth rate has fallen 26 percent. From 1996, when genetically modified foods were deployed, to the present, the birthrate has fallen six percent.

From this data, we can derive no information about the birth rate impact of any spermicidal GM foods that the US may have ingested.

The original source of this article is

<http://foodfreedom.wordpress.com/2011/06/02/gm-foods-cannot-be-linked-to-falling-us-birth-rate/>

Copyright © [Rady Ananda](#),

<http://foodfreedom.wordpress.com/2011/06/02/gm-foods-cannot-be-linked-to-falling-us-birth-rate/>, 2011

---

[Comment on Global Research Articles on our Facebook page](#)

## **Become a Member of Global Research**

Articles by: **Rady Ananda**

**Disclaimer:** The contents of this article are of sole responsibility of the author(s). The Centre for Research on Globalization will not be responsible for any inaccurate or incorrect statement in this article. The Centre of Research on Globalization grants permission to cross-post Global Research articles on community internet sites as long the source and copyright are acknowledged together with a hyperlink to the original Global Research article. For publication of Global Research articles in print or other forms including commercial internet sites, contact: [publications@globalresearch.ca](mailto:publications@globalresearch.ca)

[www.globalresearch.ca](http://www.globalresearch.ca) contains copyrighted material the use of which has not always been specifically authorized by the copyright owner. We are making such material available to our readers under the provisions of "fair use" in an effort to advance a better understanding of political, economic and social issues. The material on this site is distributed without profit to those who have expressed a prior interest in receiving it for research and educational purposes. If you wish to use copyrighted material for purposes other than "fair use" you must request permission from the copyright owner.

For media inquiries: [publications@globalresearch.ca](mailto:publications@globalresearch.ca)