

Member of House of Lords Uses Mainstream Media to Claim That “Antivaxxers are a global menace who must be defeated”

So Why Did the Triple+ Vaccinated Account for 92% of All COVID Deaths in 2022? And Why Are Mortality Rates Per 100k Lowest Among the Unvaccinated (Antivaxxers)?

By [The Expose](#)

Global Research, March 21, 2023

[The Expose](#) 14 March 2023

Region: [Europe](#)

Theme: [Science and Medicine](#)

All Global Research articles can be read in 51 languages by activating the **Translate Website** button below the author’s name.

To receive Global Research’s Daily Newsletter (selected articles), [click here](#).

Follow us on [Instagram](#) and [Twitter](#) and subscribe to our [Telegram Channel](#). Feel free to repost and share widely Global Research articles.

The author of the article, [Ara Darzi](#), who is a member of the House of Lords of the United Kingdom, wrote:

‘The latest stage in the battle against Covid-19 has begun. Across the UK people aged over 50 are being called for vaccination with a booster this autumn to protect them against a likely new wave of infection this winter. But how many will accept it?’

Darzi, who also just happens to be [the director of the Institute of Global Health Innovation at Imperial College, London](#) then went on to claim the following –

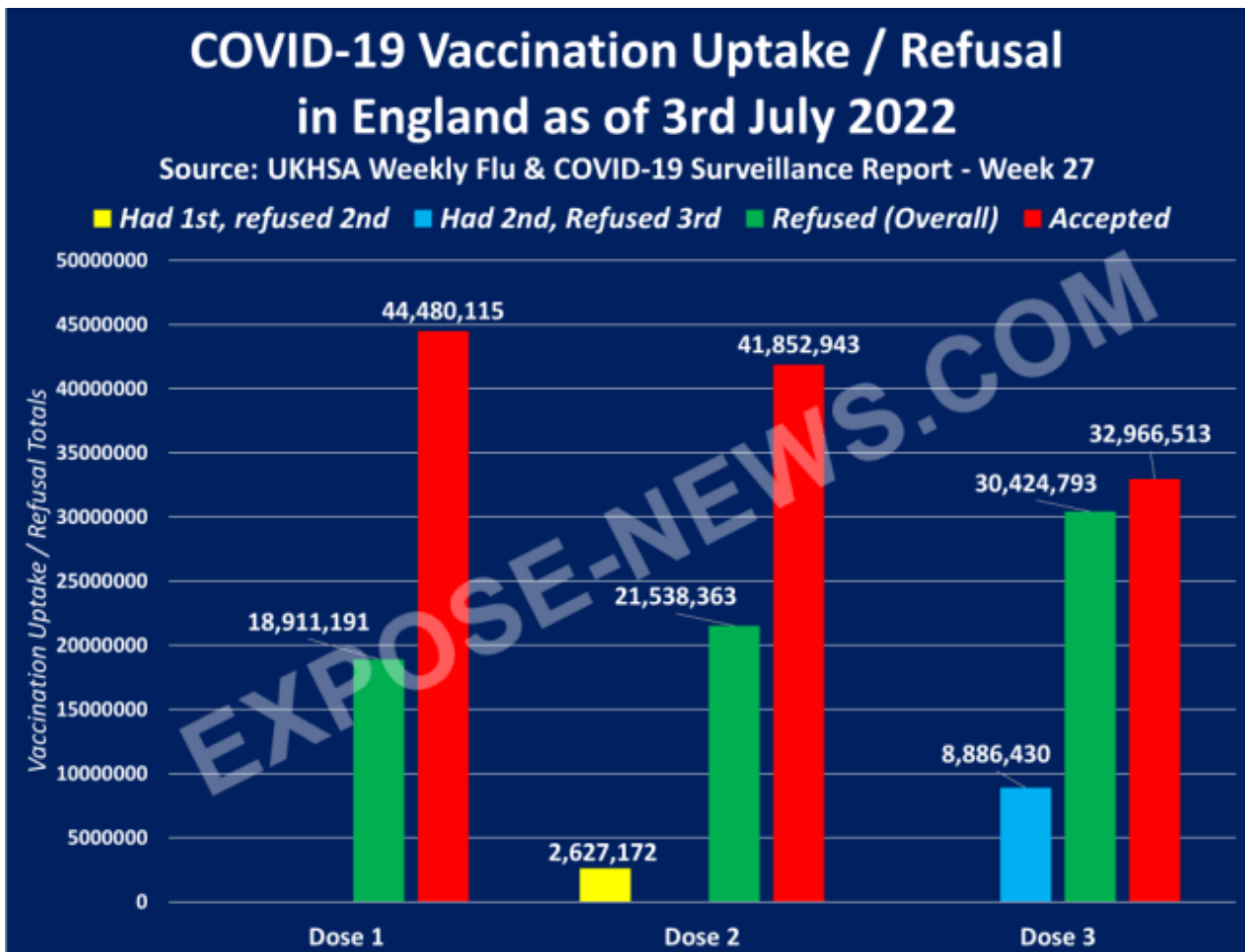
- The growing anti-vaccine movement is a threat to public health here (UK) and across the Globe.
- Over 3.7 million people in Britain (6.4 per cent) are yet to have a single dose of the Covid vaccine.
- The risk of death is 14 times higher in the unvaccinated and without full coverage, the danger to the wider population is increased.
- Thousands of deaths have been linked to vaccine refusal. Figures from the Office for National Statistics show that 37,961 unvaccinated people in the UK died with Covid-19 mentioned on their death certificates between January 2021 and March 2022.

The article, which is of course behind a paywall, can be read in full [here](#).

But each and every one of the claims made by Ara Darzi in the article is an outright lie.



Darzi was technically correct in saying ‘over 3.7 million people in Britain (6.4 per cent) were yet to have a single dose of the Covid vaccine’ when he wrote the article. But only because he uses the word **over**. He’s only 15.2 million short of the actual number of people who were yet to have a single dose.



[Source Data - Page 65](#)

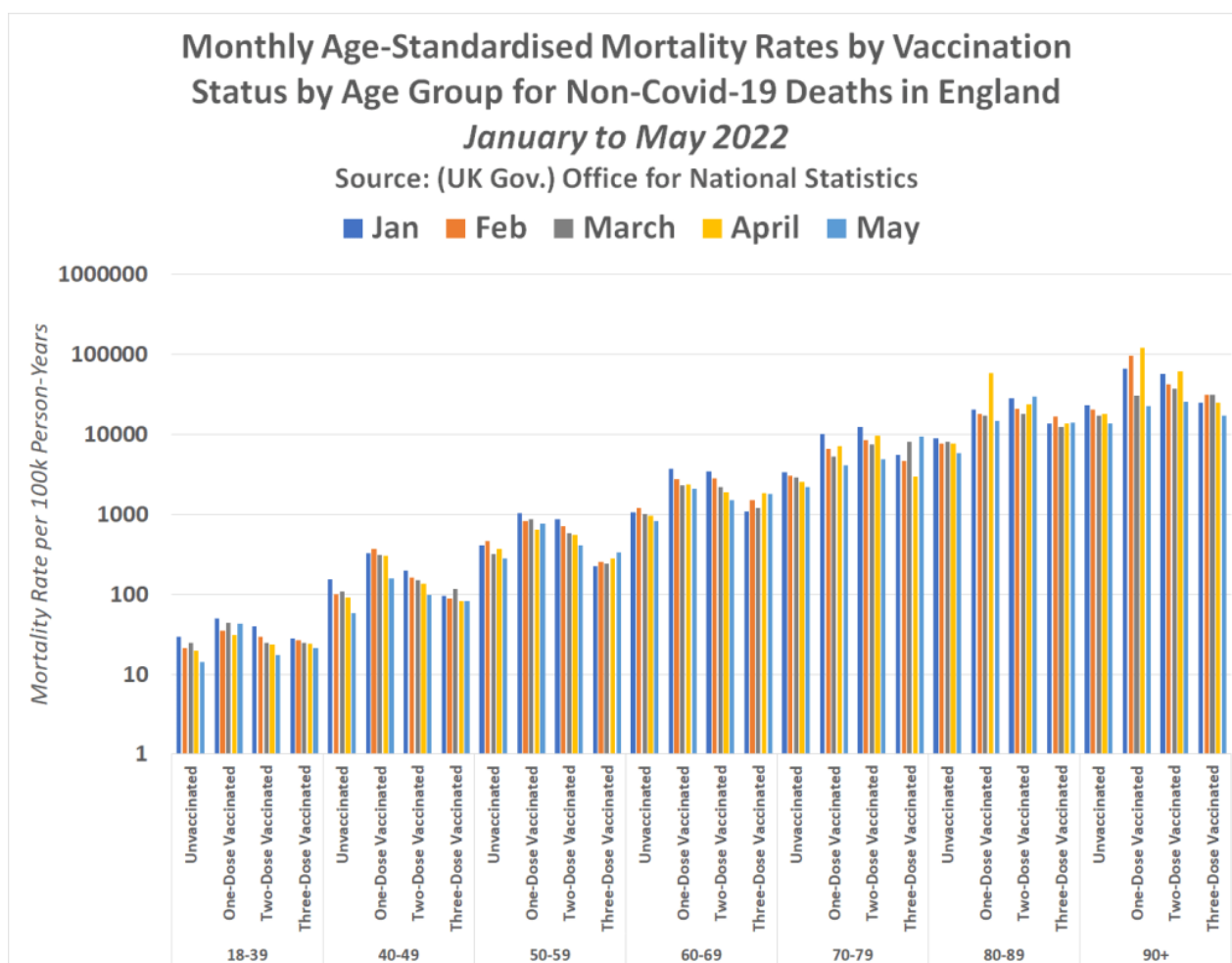
According to the UK Health Security Agency’s (UKHSA) own figures, 63.4 million people were eligible for vaccination in England alone as of July 3rd 2022.

And according to the same figures, 44.48 million people had a single dose, 41.8 million people had two doses, and 32.9 million people had three doses as of July 3rd 2022.

Therefore, approximately 18.9 million people have refused the Covid-19 vaccine in England alone and remain completely unvaccinated. So just ever so slightly more than the 3.7 million people in the whole of Britain that Darzi, [the director of the Institute of Global Health Innovation at Imperial College, London](#) claimed.

Darzi also claimed that the risk of death is 14 times higher in the unvaccinated without supplying any evidence to back it up. We assume he plucked the number out of thin air because it certainly isn't the case when it comes to Covid-19 deaths, and it isn't the case when it comes to all-cause deaths either.

The following chart shows the monthly age-standardised mortality rates by vaccination status among each age group for Non-Covid-19 deaths in England between January and May 2022, using the figures contained in table 2 of the '[January 2021 to May 2022 published dataset](#)' collated by the UK Government agency, the [Office for National Statistics](#) -



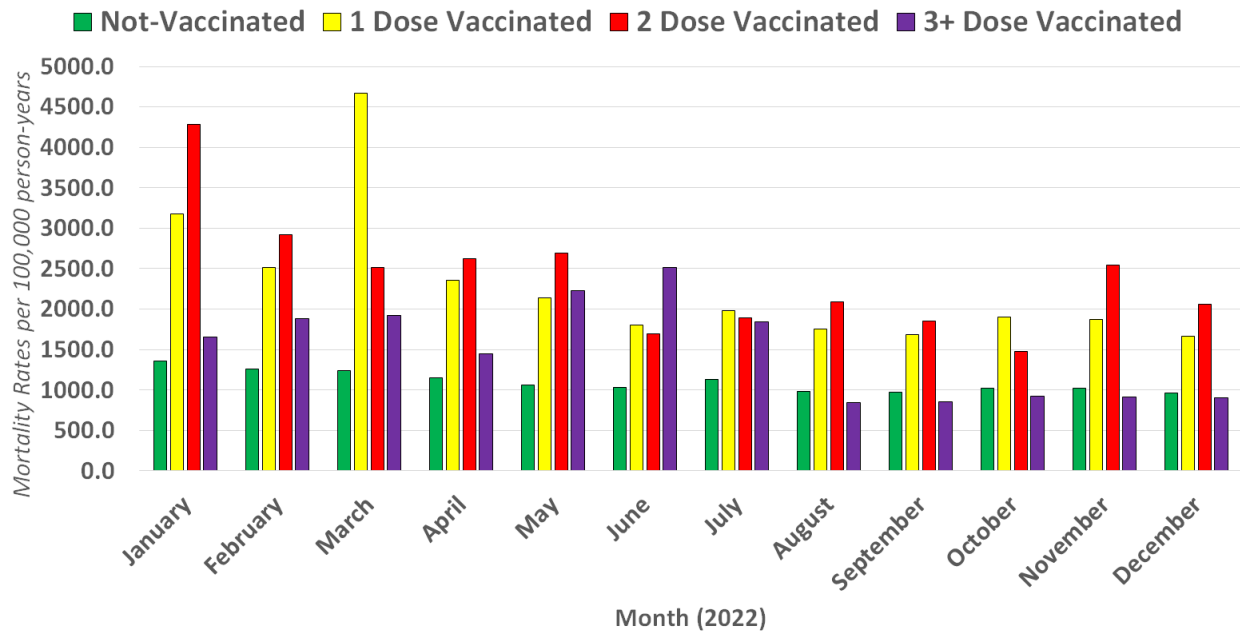
The above figures reveal that for months on end, mortality rates per 100,000 were lowest among the unvaccinated in every single age group.

A more detailed analysis of the figures broken down by age group can be read [here](#).

But, at the end of February 2023, the ONS finally published [an updated dataset](#), 6 months later than expected. And it revealed exactly the same thing.

Mortality Rates per 100,000 by COVID Vaccination Status for All Cause Deaths excluding Covid-19 in England, 1st January to 31st December 2022

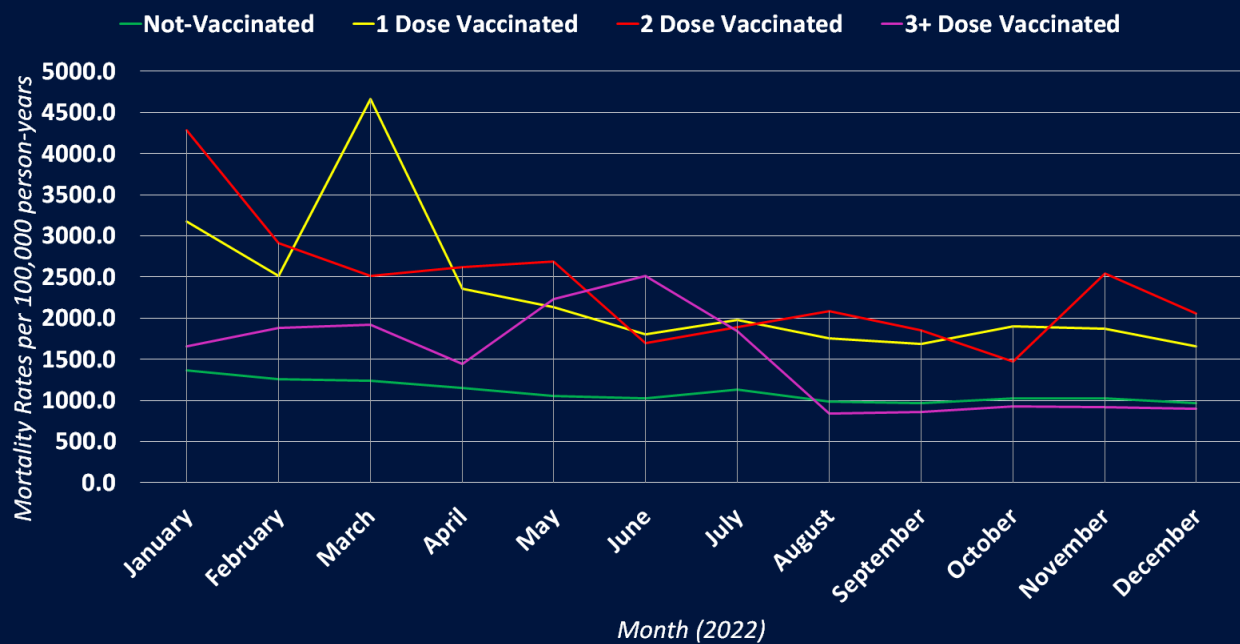
Source: Office for National Statistics / UK Government



[Source Data](#)

Mortality Rates per 100,000 by COVID Vaccination Status for All Cause Deaths excluding Covid-19 in England, 1st January to 31st December 2022

Source: Office for National Statistics / UK Government



[Source Data](#)

As you can see from the above, the mortality rate per 100,00 among the unvaccinated

remained at pretty much the same level throughout the entirety of 2022, with no major increases, or dips.

But what's concerning is the fact that the unvaccinated mortality rate was lower than the one dose vaccinated and two dose vaccinated for the entire year. And the 3+ dose vaccinated for 8 months of the year.

However, if it were not for the fact the 3 dose + data includes those who have also had a fourth, or even fifth dose, we fully believe that the mortality rate would still be higher than the unvaccinated mortality rate for the entire year.

Because as you can see from the above chart, the fall is far too dramatic, and it coincides with the rollout of the Autumn 2022 Booster campaign as confirmed in a [press release published by the JCVI](#) -

Press release

JCVI advises an autumn COVID-19 vaccine booster

JCVI makes interim recommendations to government on the COVID-19 vaccination programme for 2023.

[Source](#)

This means the data for mortality rates on those who had 3 doses after Spring 2022 is unreliable because it includes a small portion of people who had a fourth dose in Spring and an even smaller portion of people who had a fifth dose in the Autumn.

Therefore, the UK Government has clearly confirmed that mortality rates per 100,000 were highest among the vaccinated in every single age group throughout 2022

These are age-standardised figures. There is no other conclusion that can be found for the fact mortality rates per 100,000 are the lowest among the unvaccinated other than that the Covid-19 injections are killing people most likely due to the intense damage Covid-19 vaccination can do to the most vital organ in the human body, the heart, and the devastating decimation it does to the natural immune system.

So as you can see, the risk of death is definitely not 14 times higher in the unvaccinated, but just in case Darzi meant to actually only refer to Covid-19 deaths, let's prove once and for all that the member of the House of Lords and [the director of the Institute of Global Health Innovation at Imperial College, London](#) is nothing more than a charlatan and a liar.

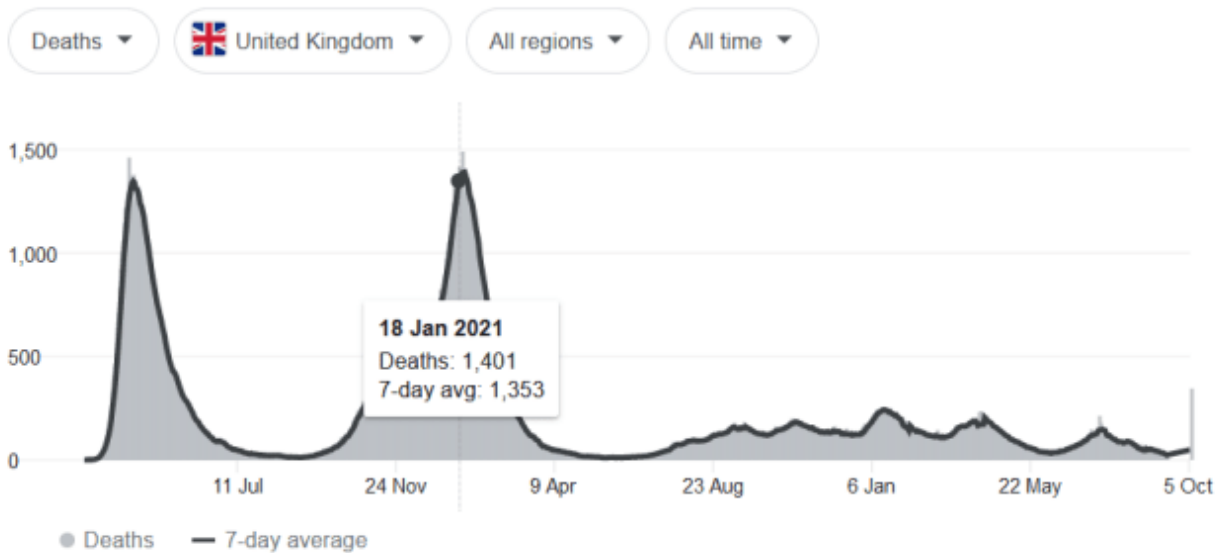
The rebuttal to Darzi's claim the risk of death is 14x higher among the unvaccinated also covers the next questionable claim he made that 'thousands of deaths have been linked to vaccine refusal. Figures from the Office for National Statistics show that 37,961

unvaccinated people in the UK died with Covid-19 mentioned on their death certificates between January 2021 and March 2022.'

The following graph shows Covid-19 deaths in the UK from early 2020 to the present day -

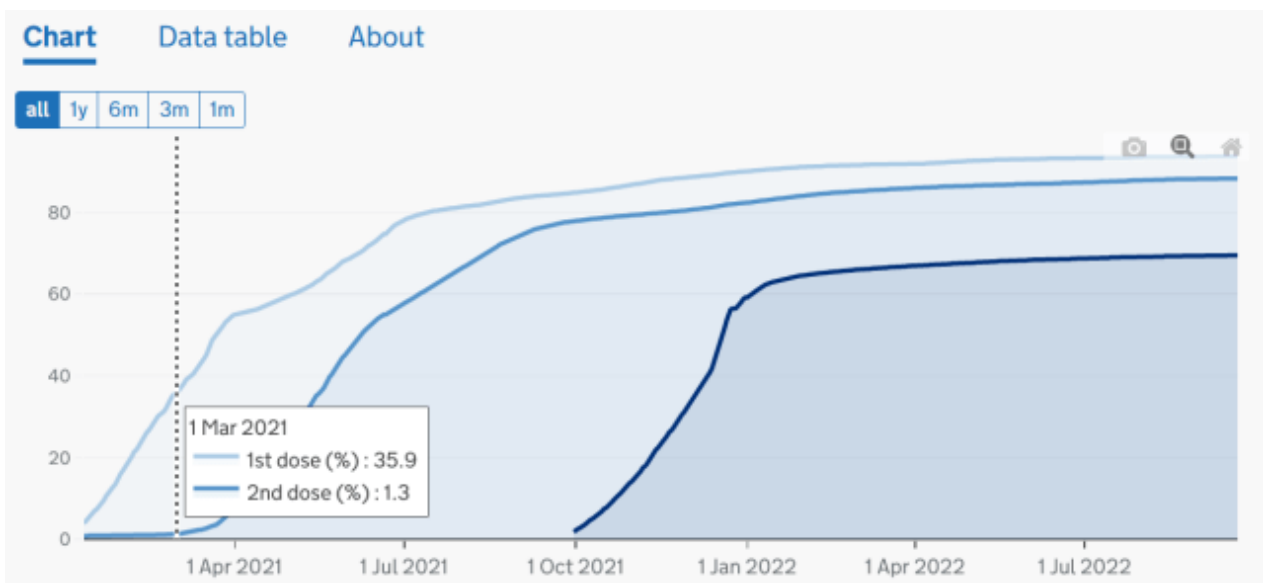
New cases and deaths

From [Our World in Data](#) · Last updated: 18 hours ago



Can you see the tip of that huge second peak of alleged Covid-19 deaths? It ends on around the 18th of January 2021. So Darzi has been very deceitful to unsuspecting and unquestioning readers here because he's included a huge amount of deaths in his 37,961 figure that occurred among the unvaccinated when 99% of people aged 12 and over in the UK were unvaccinated.

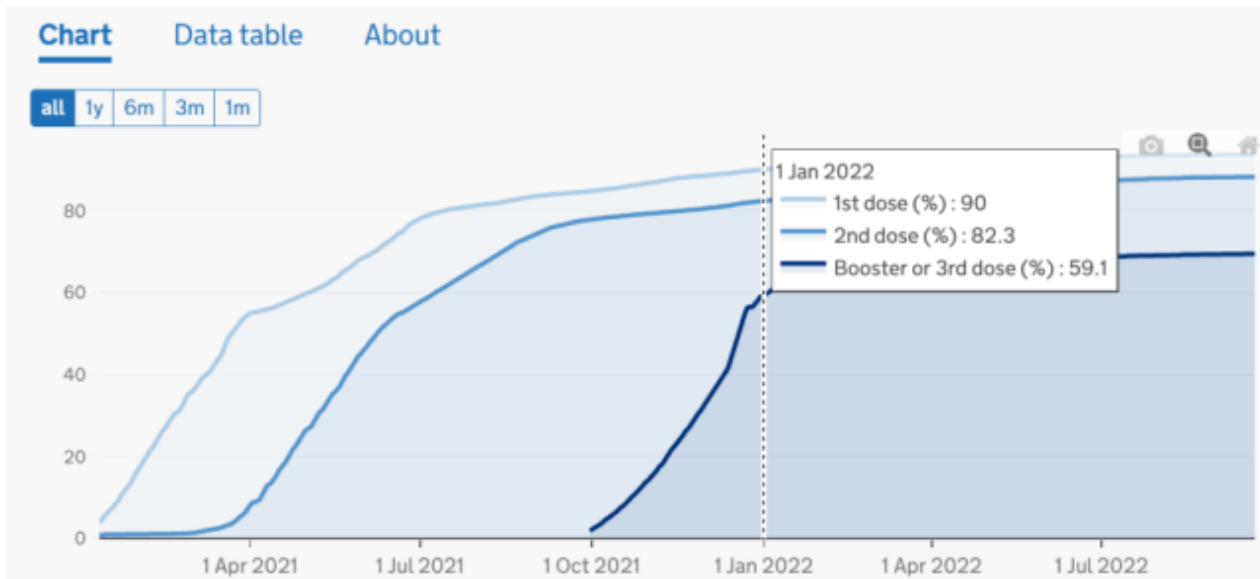
If we actually count the deaths from 1st March 2021, when 1.3% of the UK population aged 12 and over were considered fully vaccinated...



[Source](#)

To 31st May 2022, a period of 15 months, when 82.3% of the UK population aged 12 and

over were considered fully vaccinated...



[Source](#)

We actually find there were only 6,235 deaths among the unvaccinated.

This compares to 27,726 deaths among the vaccinated.

And what we also find is that each dose administered seems to induce more Covid-19 deaths.

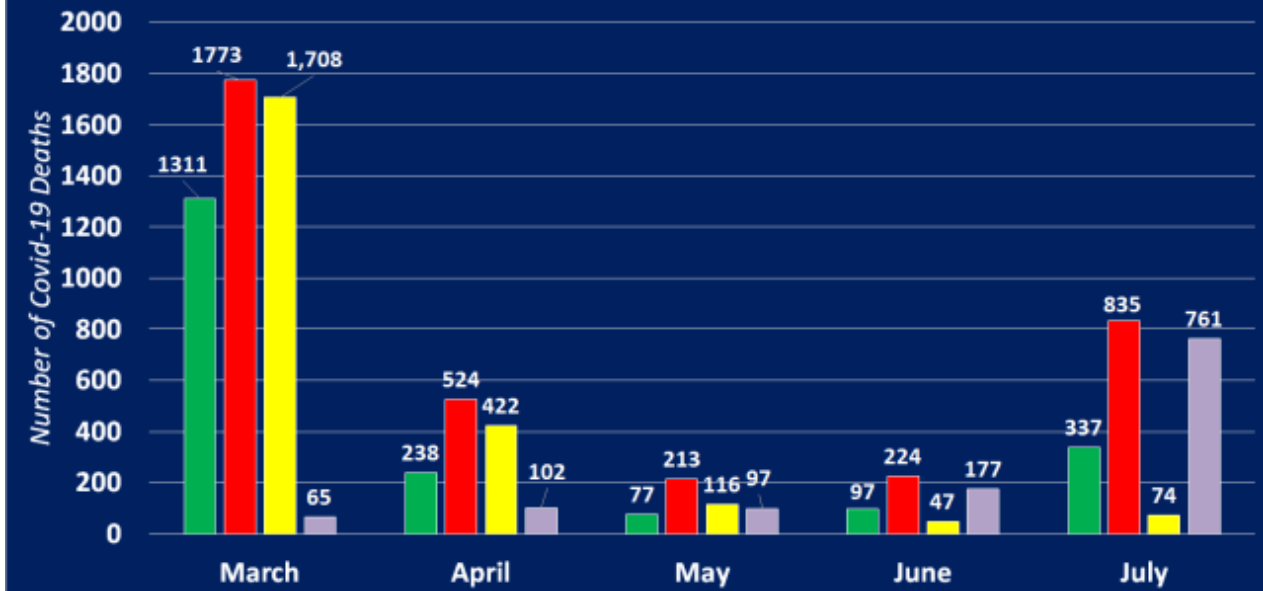
Here's what happened in terms of Covid-19 deaths in the five months from March 1st 2021 according to data extracted from table 1 of the 'January 2021 to May 2022 ONS [Deaths by vaccination status](#)' dataset -

Number of Covid-19 Deaths by Vaccination Status in England

1st March to 31st July 21

Source: Office for National Statistics

■ Unvaccinated ■ Vaccinated
■ 1 Dose Vaccinated ■ 2 Dose Vaccinated



The public was told that they needed two doses of the Covid-19 vaccine for it to be fully effective. But despite only a tiny percentage of people being two-dose vaccinated by the 1st of March, Covid-19 deaths began to fall significantly by the month.

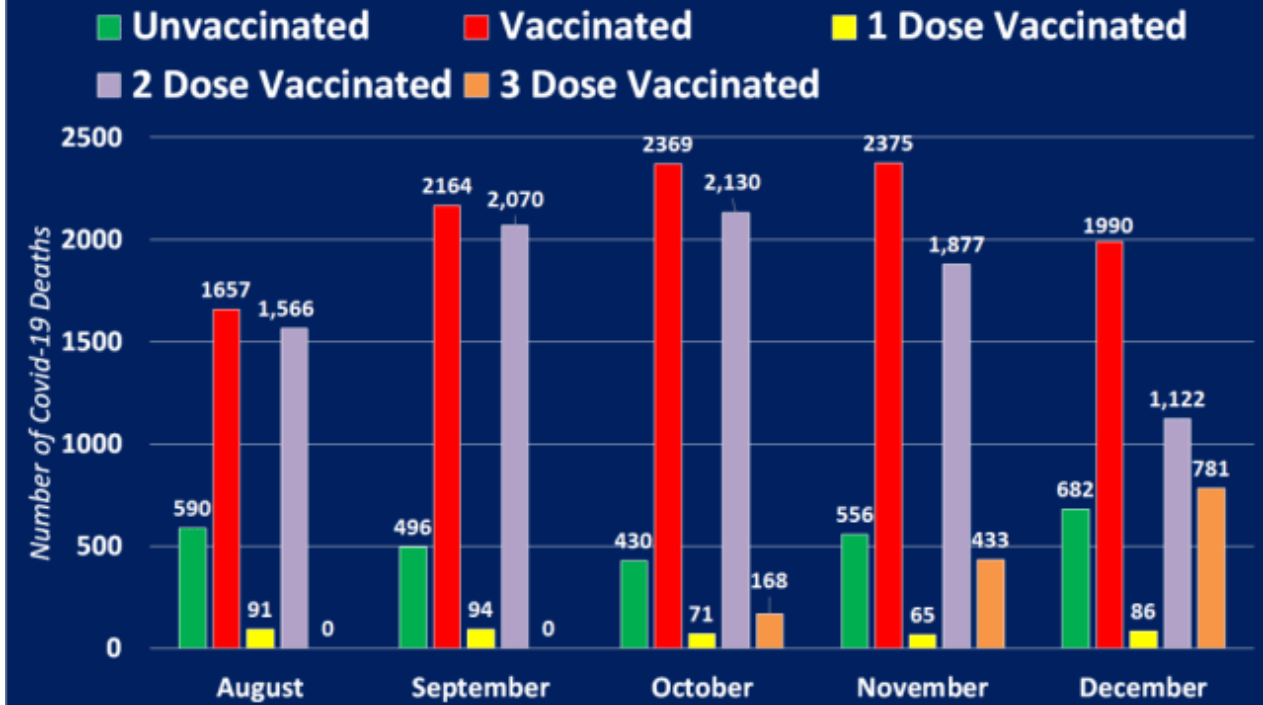
However, as you can see from the above chart, it was the vaccinated who accounted for the majority of Covid-19 deaths each month. In all, there were 5,629 Covid-19 deaths. The vaccinated accounted for 63% of those deaths, 66% of which were among the one-dose vaccinated.

But things actually began to get worse for the double vaccinated in June, and unfortunately, by July 2021, Covid-19 deaths were on the rise again.

Number of Covid-19 Deaths by Vaccination Status in England

1st August to 31st Dec. 21

Source: Office for National Statistics



As you can see from the above, people given a third dose began to account for a large chunk of the people dying of Covid-19 from the very first moment it was administered.

It was however the double vaccinated who accounted for the vast majority of Covid-19 deaths among the vaccinated between 1st August and 31st December 2021. 83% to be exact. And the vaccinated population as a whole accounted for 79% of the 13,309 alleged Covid-19 deaths between the 1st of August and the 31st of December 2021.

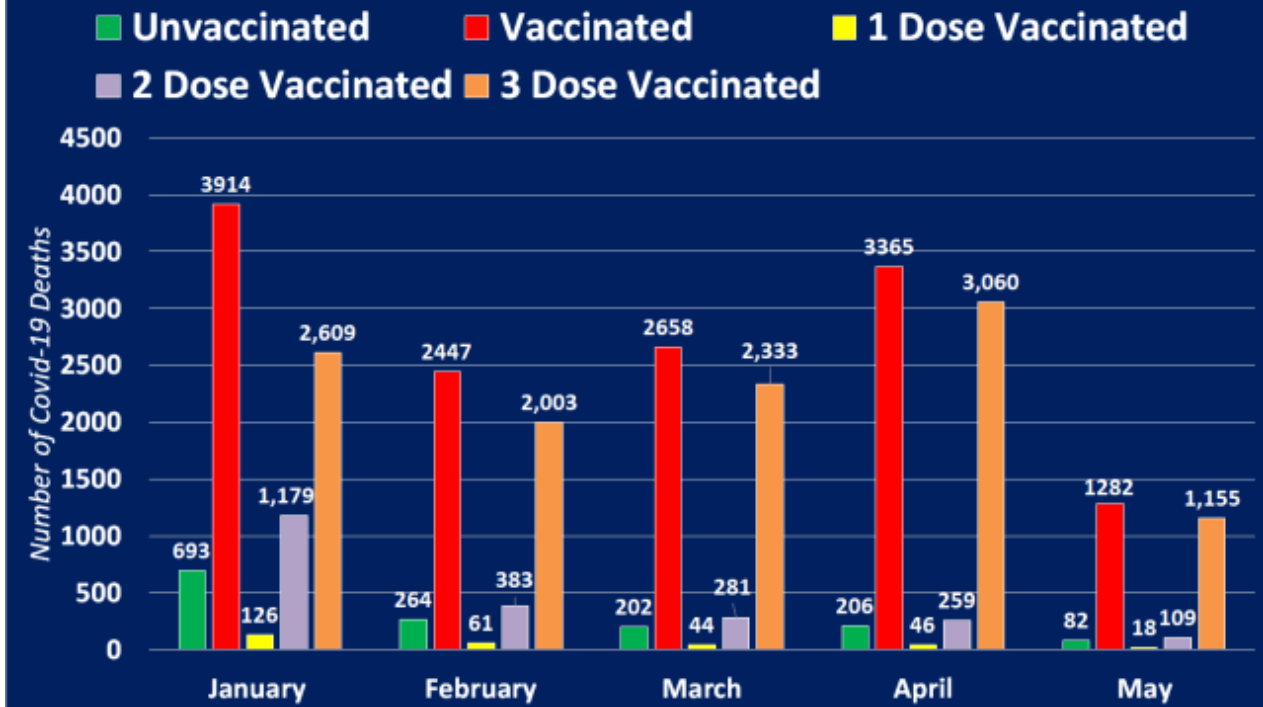
This means the overall number of Covid-19 deaths increased by 136% over this period compared to the previous five months.

But here's what happened in terms of Covid-19 deaths in the following five months according to data extracted from table 1 of the latest ONS ['Deaths by vaccination status'](#) dataset -

Number of Covid-19 Deaths by Vaccination Status in England

1st Jan 22 to 31st May 22

Source: Office for National Statistics



By the end of May 2022, England had suffered 15,113 Covid-19 deaths, and the vaccinated accounted for a shocking 13,666 of them. And the majority of them were among the triple vaccinated every single month.

This means that overall the vaccinated population accounted for 90% of Covid-19 deaths during this period. 82% of which were among the triple vaccinated despite just 50% of the population having had three or more doses.

What is most concerning in this period though is the massive decline in deaths among the unvaccinated compared to the increase in deaths each month among the vaccinated.

In January the vaccinated accounted for 85% of Covid-19 deaths, 67% of which were among the triple jabbed.

In February the vaccinated accounted for 90% of Covid-19 deaths, 74% of which were among the triple jabbed.

In March the vaccinated accounted for 93% of Covid-19 deaths, 82% of which were among the triple jabbed.

In April the vaccinated accounted for 94% of Covid-19 deaths, 91% of which were among the triple jabbed.

Finally, in May, a month where we would expect seasonal illness to decline, as proven by the figures, the vaccinated still accounted for 94% of Covid-19 deaths, 85% of which were among the triple jabbed.

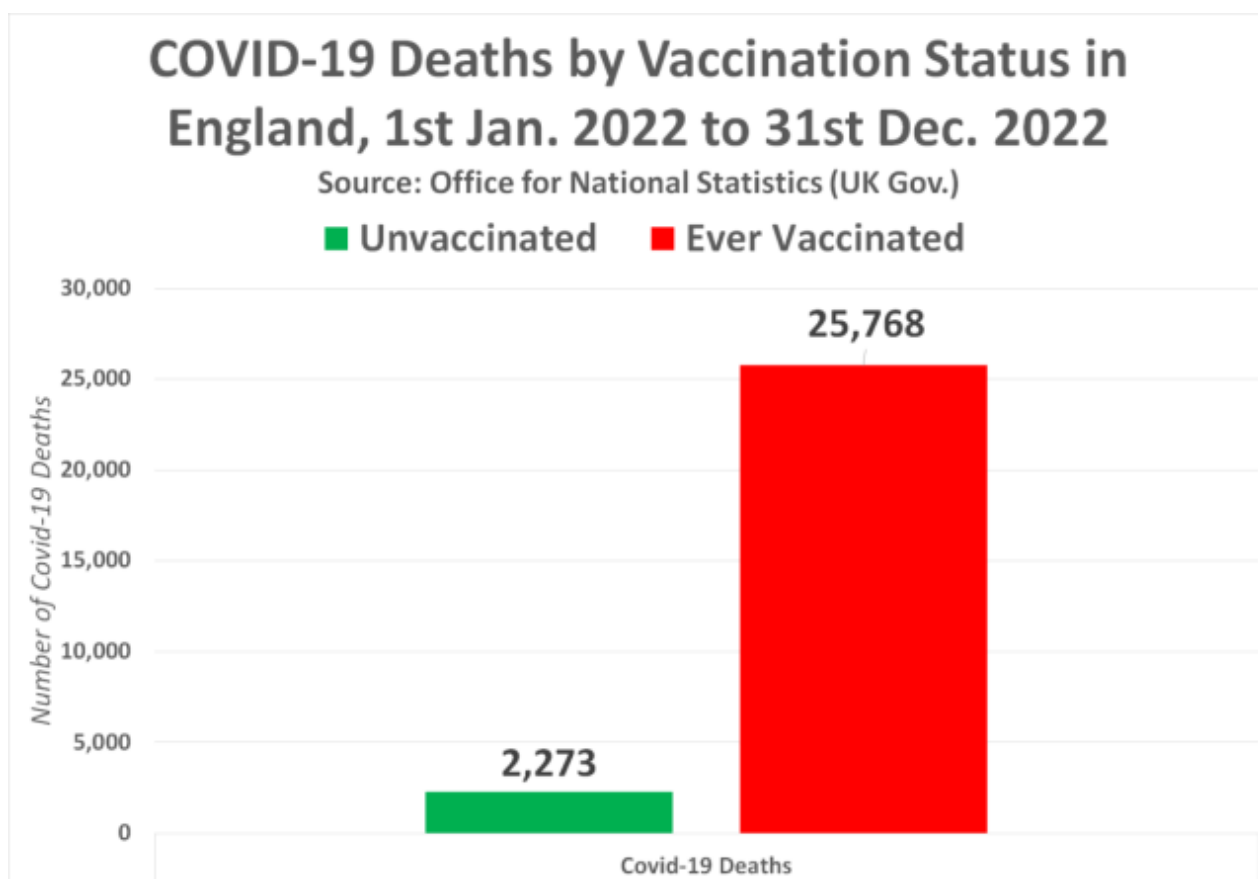
But now, thanks to the ONS finally publishing [an updated dataset](#), 6 months later than expected, at the end of February 2023, We can see that the triple+ Vaccinated accounted for 92% of COVID deaths throughout the entirety of 2022.

Here’s how the ONS presents the figures for the month of October 2022 -

Cause of Death	Year	Month	Vaccination status	Count of deaths
Deaths involving COVID-	2022	October	Unvaccinated	125
Deaths involving COVID-	2022	October	First dose, less than 21 days ago	0
Deaths involving COVID-	2022	October	First dose, at least 21 days ago	24
Deaths involving COVID-	2022	October	Second dose, less than 21 days ago	0
Deaths involving COVID-	2022	October	Second dose, between 21 days and 6 months	1
Deaths involving COVID-	2022	October	Second dose, at least 6 months ago	110
Deaths involving COVID-	2022	October	Third dose or booster, less than 21 days ago	0
Deaths involving COVID-	2022	October	Third dose or booster, at least 21 days ago	2,146
Deaths involving COVID-	2022	October	Ever vaccinated	2,281

As you can see from the above, the vast majority of Covid-19 deaths occurred among those who had received three or more doses of the Covid-19 injection during that month. But this isn’t an anomaly.

So we took the figures provided by the ONS and have produced the following chart showing the total number of Covid-19 deaths by vaccination status throughout 2022 -



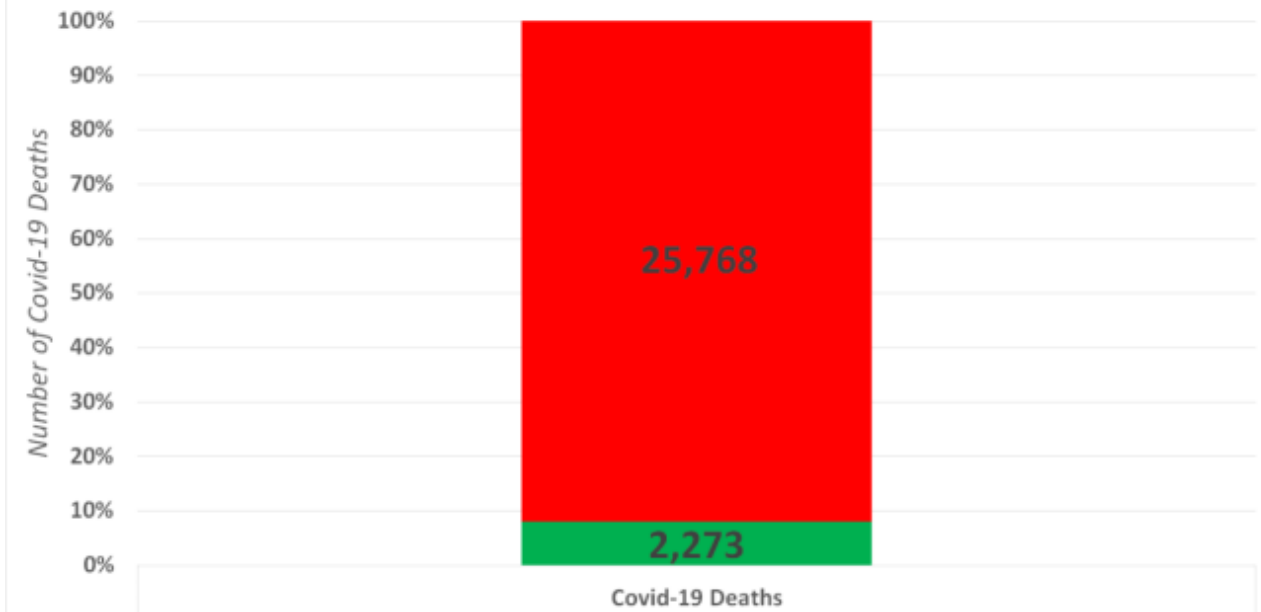
In all, there were 28,041 Covid-19 deaths in England between 1st January 2022 and 31st December 2022, and shockingly, 25,758 of those deaths were among the fully vaccinated population, while just 2,273 deaths were among the unvaccinated population.

This means the fully vaccinated population accounted for 92% of all Covid-19 deaths throughout the year 2022.

COVID-19 Deaths by Vaccination Status in England, 1st Jan. 2022 to 31st Dec. 2022

Source: Office for National Statistics (UK Gov.)

■ Unvaccinated ■ Ever Vaccinated



And despite a fifth dose of the Covid-19 injection being offered to the public before the end of the year, it's those who had the most doses that account for the majority of deaths among the vaccinated.

Do these figures scream that the unvaccinated are 14x more likely to die, as Ara Darzi, [the director of the Institute of Global Health Innovation at Imperial College, London](#) claimed back in October 2022?

They most certainly do not.

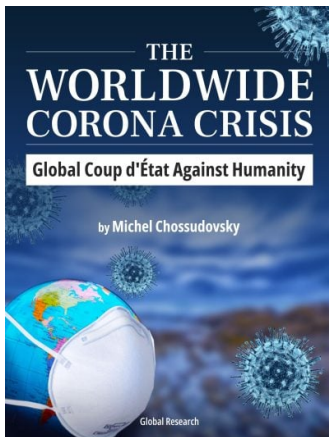
Ara Darzi has proven himself to be a charlatan, a liar, and a propaganda-promoting disgrace.

And for the record Mr Darzi, it's Anti-Vaxxers; not Antivaxers. But with the amount of garbage spouted within your hate-inciting article, '[Antivaxers \[sic\] are a global menace who must be defeated](#)', we should have known it was beyond you to even spell the headline correctly.

*

Note to readers: Please click the share buttons above. Follow us on Instagram and Twitter and subscribe to our Telegram Channel. Feel free to repost and share widely Global Research articles.

Featured image is from Children's Health Defense



The Worldwide Corona Crisis, Global Coup d'Etat Against Humanity

by Michel Chossudovsky

Michel Chossudovsky reviews in detail how this insidious project “destroys people’s lives”. He provides a comprehensive analysis of everything you need to know about the “pandemic” — from the medical dimensions to the economic and social repercussions, political underpinnings, and mental and psychological impacts.

“My objective as an author is to inform people worldwide and refute the official narrative which has been used as a justification to destabilize the economic and social fabric of entire countries, followed by the imposition of the “deadly” COVID-19 “vaccine”. This crisis affects humanity in its entirety: almost 8 billion people. We stand in solidarity with our fellow human beings and our children worldwide. Truth is a powerful instrument.”

[Conservative Risk Benefit Analyses Decide Against COVID-19 Vaccination](#)

ISBN: 978-0-9879389-3-0, **Year:** 2022, PDF Ebook, **Pages:** 164, 15 Chapters

Price: ~~\$11.50~~ Get yours for **FREE!** [Click here to download.](#)

We encourage you to support the eBook project by making a donation through Global Research’s [DonorBox “Worldwide Corona Crisis” Campaign Page.](#)

The original source of this article is [The Expose](#)
Copyright © [The Expose](#), [The Expose](#), 2023

[Comment on Global Research Articles on our Facebook page](#)

[Become a Member of Global Research](#)

Articles by: [The Expose](#)

Disclaimer: The contents of this article are of sole responsibility of the author(s). The Centre for Research on Globalization will not be responsible for any inaccurate or incorrect statement in this article. The Centre of Research on Globalization grants permission to cross-post Global Research articles on community internet sites as long the source and copyright are

acknowledged together with a hyperlink to the original Global Research article. For publication of Global Research articles in print or other forms including commercial internet sites, contact: publications@globalresearch.ca
www.globalresearch.ca contains copyrighted material the use of which has not always been specifically authorized by the copyright owner. We are making such material available to our readers under the provisions of "fair use" in an effort to advance a better understanding of political, economic and social issues. The material on this site is distributed without profit to those who have expressed a prior interest in receiving it for research and educational purposes. If you wish to use copyrighted material for purposes other than "fair use" you must request permission from the copyright owner.

For media inquiries: publications@globalresearch.ca