

# Alberta’s “Pandemic of the Triple vaccinated”: Excess Deaths Surge Past 10,000 – Evidence of Government Cover-up

Part III: As the triple vaccinated got sicker, govt deleted ALL vaccine outcome data...

By [Dr. William Makis](#)

Global Research, February 10, 2023  
[COVID Intel](#)

Region: [Canada](#)

Theme: [Media Disinformation](#), [Science and Medicine](#)

All Global Research articles can be read in 51 languages by activating the Translate Website button below the author’s name.

To receive Global Research’s Daily Newsletter (selected articles), [click here](#).

Follow us on [Instagram](#) and [Twitter](#) and subscribe to our [Telegram Channel](#). Feel free to repost and share widely Global Research articles.

\*\*\*

*Alberta’s COVID-19 double vaccinated population developed severely damaged immune systems after their jabs, and by January 2022 Omicron (BA.1) wave #5, they were the sickest group of Albertans, leading the province in infection rates, hospitalizations and deaths ([see part 1](#)).*

*Instead of halting the COVID-19 vaccine rollout as science and medical ethics required, Jason Kenney’s Alberta government deleted this data from their website and pressed on with booster shots, which failed after only 2 months, requiring even more data to be censored, and deleted by our government ([see Part 2](#)).*

*On March 19, 2022, Alberta entered into COVID-19 (BA.2) wave #6, led by the triple vaccinated who made up 33% of the “currently hospitalized”, 48% of “new cases” and 50% of “active cases” ([click here](#)).*

[See link to Interview to Stew Peters](#)

Table of contents

Outcome	Vaccine status	Count (n)	Percent (%)
<b>New cases</b>	<b>Three doses</b>	<b>293</b>	<b>48.03</b>
New cases	Two doses	181	29.67
New cases	One dose	10	1.64
New cases	Unvaccinated	126	20.66
<b>Active cases</b>	<b>Three doses</b>	<b>3,277</b>	<b>49.78</b>
Active cases	Two doses	2,041	31.00
Active cases	One dose	159	2.42
Active cases	Unvaccinated	1,106	16.80
<b>Currently hospitalized</b>	<b>Three doses</b>	<b>320</b>	<b>33.13</b>
Currently hospitalized	Two doses	304	31.47
Currently hospitalized	One dose	39	4.04
Currently hospitalized	Unvaccinated	303	31.37

By June 24, 2022, COVID-19 Wave #6 was over, and throughout the wave, the triple vaccinated continued to get sicker and sicker. As of June 24, 2022, the triple vaccinated made up 52% of hospitalizations and 58% of all deaths ([click here](#)).

https://alberta.ca/stats/covid-19-alberta-statistics.htm

5,584 captures  
15 May 2020 - 8 Feb 2023

MAY JUN JUL  
2021 24 2022 2023

Table of contents

Outcome	Vaccine status	Count (n)	Percent (%)
Currently hospitalized	Three doses	343	51.89
Currently hospitalized	Two doses	178	26.93
Currently hospitalized	One dose	19	2.87
Currently hospitalized	Unvaccinated	121	18.31

Table 10. COVID-19 deaths in the past 120 days in Alberta by vaccine status and pre-existing condition

	Total (includes dose 1)	Three doses		Two doses		Unvaccinated	
		with condition	no condition	with condition	no condition	with condition	no condition
		n %	n %	n %	n %	n %	n %
<b>All ages</b>	736 414	56.2%	12 1.6%	139 18.9%	5 0.7%	136 18.5%	12 1.6%

Note:

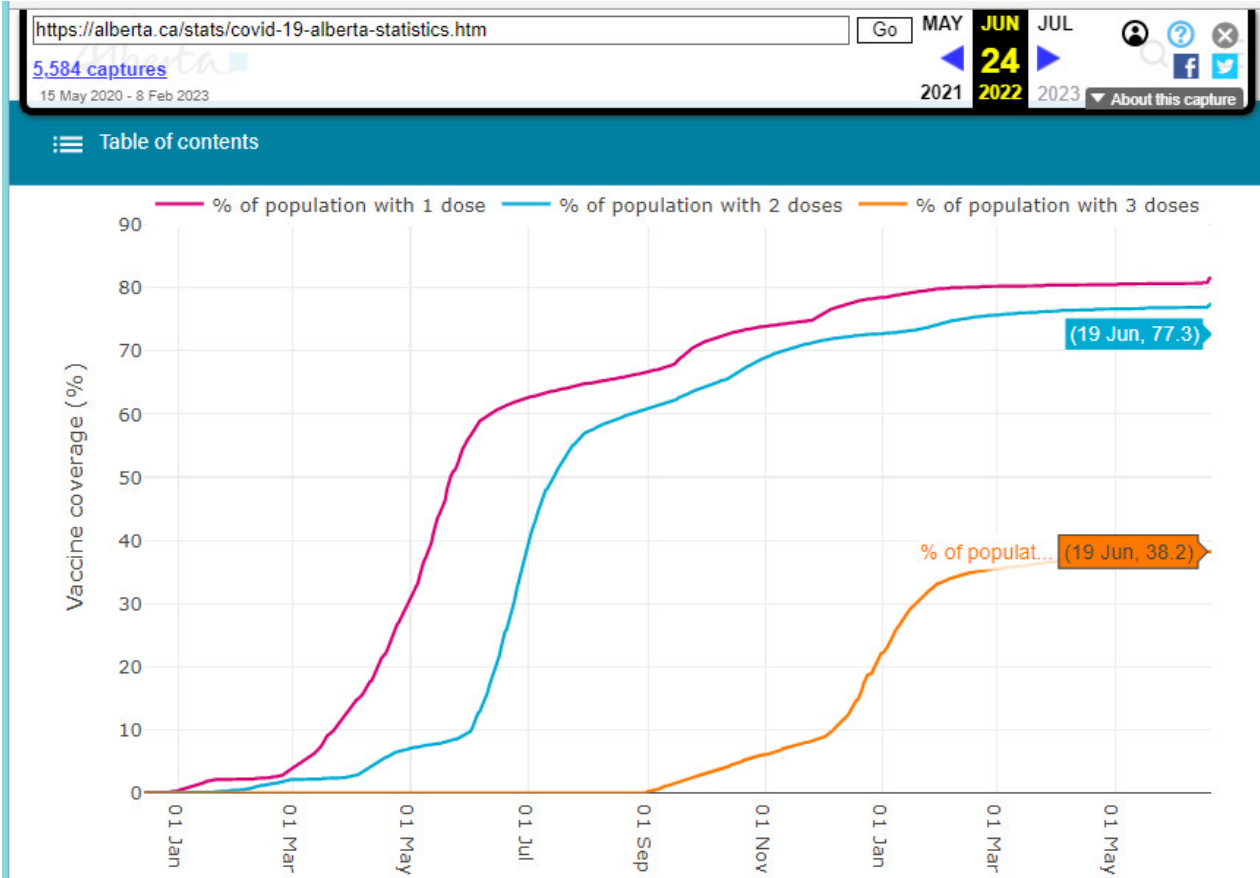
- \* Vaccine status category is based on protection as Table 2.
- \* Pre-existing conditions include respiratory diseases, diabetes, stroke, dementia, cardiovascular disease, liver diseases, renal diseases, cancer and immuno-deficiency diseases.
- \* Table does not include those with 1 dose. As a result, percentages across rows or columns may not add to 100.

By June 24, 2022, the triple vaccinated were showing significantly more immune system damage than the double vaccinated. How do we know this? It's in the numbers ([click here](#)).

38% of Albertans were 3x-jabbed => 52% of hospitalizations, 58% of deaths.

39% of Albertans were 2x-jabbed => 27% of hospitalizations, 20% of deaths.

We can compare the 2x and 3x vaccinated to each other (the government would treat them the same); but we can't compare them to the unvaccinated who were treated and tested very differently in the hospitals, in order to make the vaccines look better.



By June 24, 2022, the Alberta government had administered 1.7 million 1st booster shots and 191,000 2nd booster shots ([click here](#)).

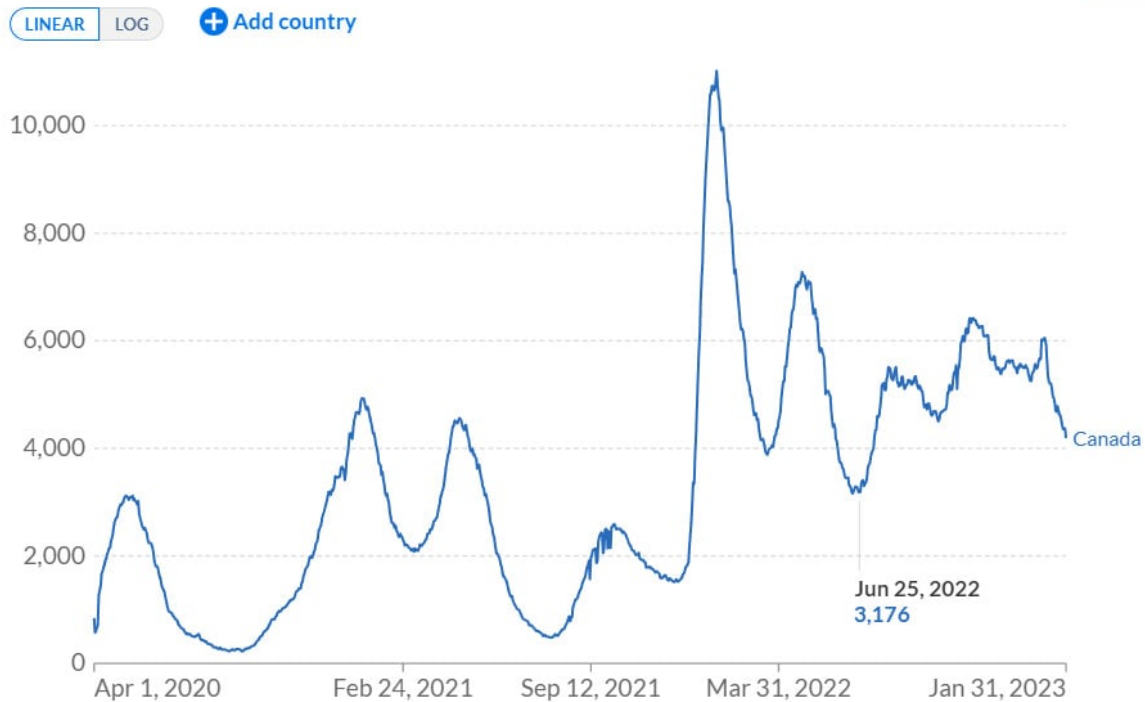
Table 1. Breakdown of COVID-19 vaccine doses administered by provider.

	Dose 1	Dose 2	Dose 3	Dose 4	Total administered
<b>Alberta Health Services</b>	1,889,406	1,643,767	406,714	39,387	3,979,274
<b>Pharmacies</b>	1,592,450	1,656,885	1,241,413	146,919	4,637,667
<b>Other</b>	119,259	106,282	40,980	5,196	271,717
<b>Total</b>	3,601,115	3,406,934	1,689,107	191,502	8,888,658

Since the latest COVID-19 wave seemed to be over, the Alberta government simply ignored the fact that the triple vaccinated population was now showing even more immune system damage than the double vaccinated population.

From June 25, 2022 onward, Canada has been in a permanently sustained Omicron wave (some have called these mini-waves #7, #8, #9).

## Number of COVID-19 patients in hospital



Source: Official data collated by Our World in Data - Last updated 9 February 2023

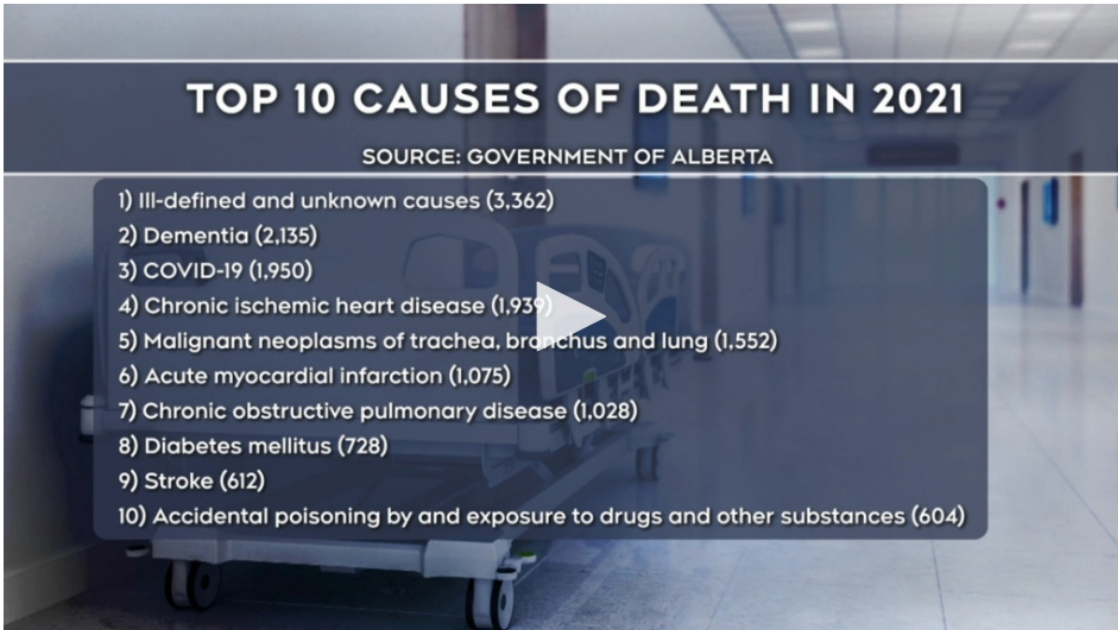
OurWorldInData.org/coronavirus • CC BY

This ongoing wave has been once again driven by the triple vaccinated. But notice something important - the hospitalizations have never come down. We now have an elevated background level of COVID-19 infections and hospitalizations of over 4000 patients in Canada. The vaccinated are now being infected and re-infected...over and over.

Alberta's "top killer" announced...

On July 6, 2022, CTV news reported the following story ([click here](#)):

# Deaths with unknown causes now Alberta's top killer: province



Nicole Di Donato  
CTV News Calgary Multimedia  
Journalist

[Follow](#) | [Contact](#)

**Updated** July 6, 2022 6:40  
p.m. MDT  
**Published** July 5, 2022 4:16  
p.m. MDT

Share

Alberta is reporting an unprecedented increase in ill-defined and unknown causes of death in 2021.

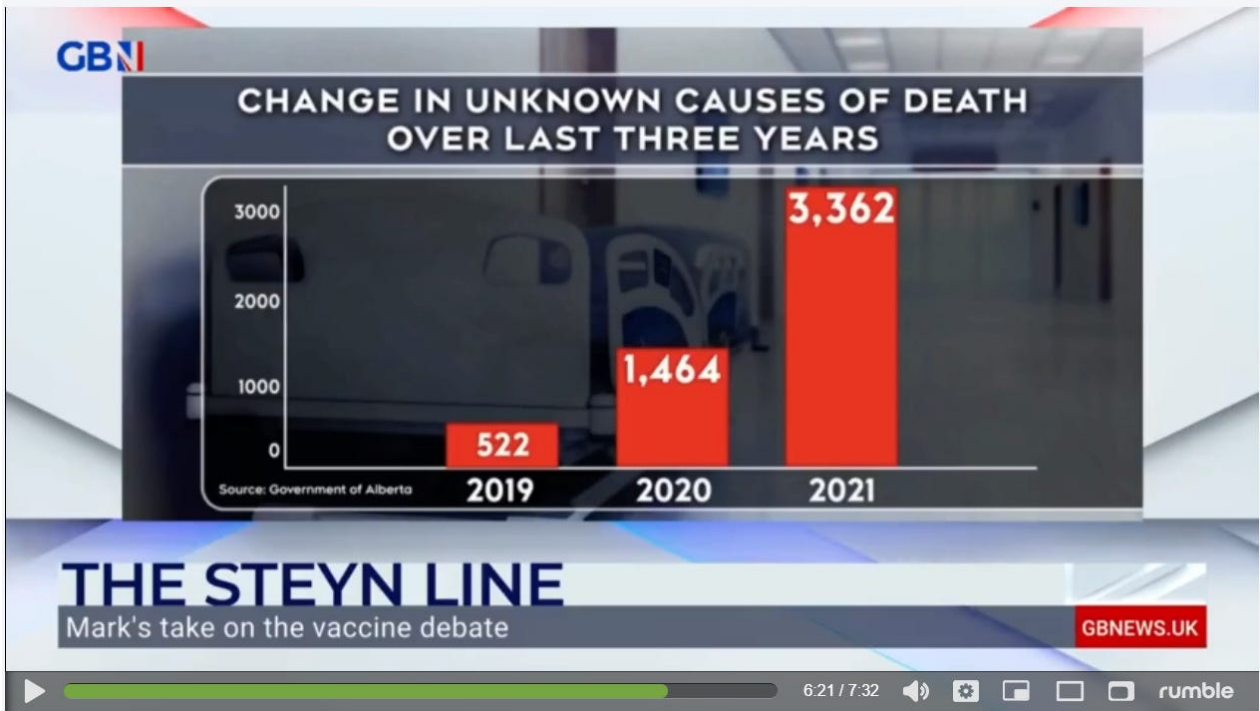
That category is leading the way over dementia, which has been in the top spot since 2016, and COVID-19, which began adding to the death tally in the province in a big way in 2020.

In 2021, ill-defined and unknown causes of death snagged the first spot with 3,362, up from 1,464 in 2020 and 522 the year before that, according to statistics from the Government of Alberta.

The number one cause of death in Alberta in 2021 was “unknown causes”, killing 3362 Albertans, up from 522 in 2019 (an increase of 544%). This caused quite an outrage among Albertans, who began asking serious questions: why were these “unknown causes” not being investigated? Why were autopsies not being done?

Mark Steyn covered this on his show “The Steyn Line” on GBN UK at 5:38 minute mark ([click here](#))





Let's look at the situation in Alberta hospitals just one week later on July 11, 2022 ([click here](#)).

https://www.alberta.ca/stats/covid-19-alberta-statistics.htm

5,363 captures  
15 May 2020 - 8 Feb 2023

JUN JUL AUG  
2021 2022 2023

Table of contents

COVID-19 data included in the interactive data application are up-to-date as of end of day July 11, 2022, unless stated otherwise.

Table 2. COVID-19 case outcomes in Alberta by vaccine status. Counts are provided for those currently identified as being hospitalized.

Outcome	Vaccine status	Count (n)	Percent (%)
Currently hospitalized	Three doses	276	50.00
Currently hospitalized	Two doses	156	28.26
Currently hospitalized	One dose	15	2.72
Currently hospitalized	Unvaccinated	105	19.02

Age group	Total (includes dose 1)	Three doses		Two doses		Unvaccinated							
		with condition		with condition		with condition							
		n	%	n	%	n	%						
All ages	620	379	61.1%	12	1.9%	107	17.3%	4	0.6%	92	14.8%	11	1.8%

81% of hospitalizations were vaccinated (50% were triple vaccinated).

83% of deaths were vaccinated (63% were triple vaccinated).

With triple vaccinated at only 38.4% of the population, they were disproportionately filling the hospitals and morgues. Sadly, this is the last data set we would ever see.

With the international community watching the disaster unfolding in Alberta with #1 cause of death being “unknown causes”, the Alberta government decided to delete and permanently terminate the “vaccine outcomes” section on their website, on July 21, 2022 ([click here](#)).

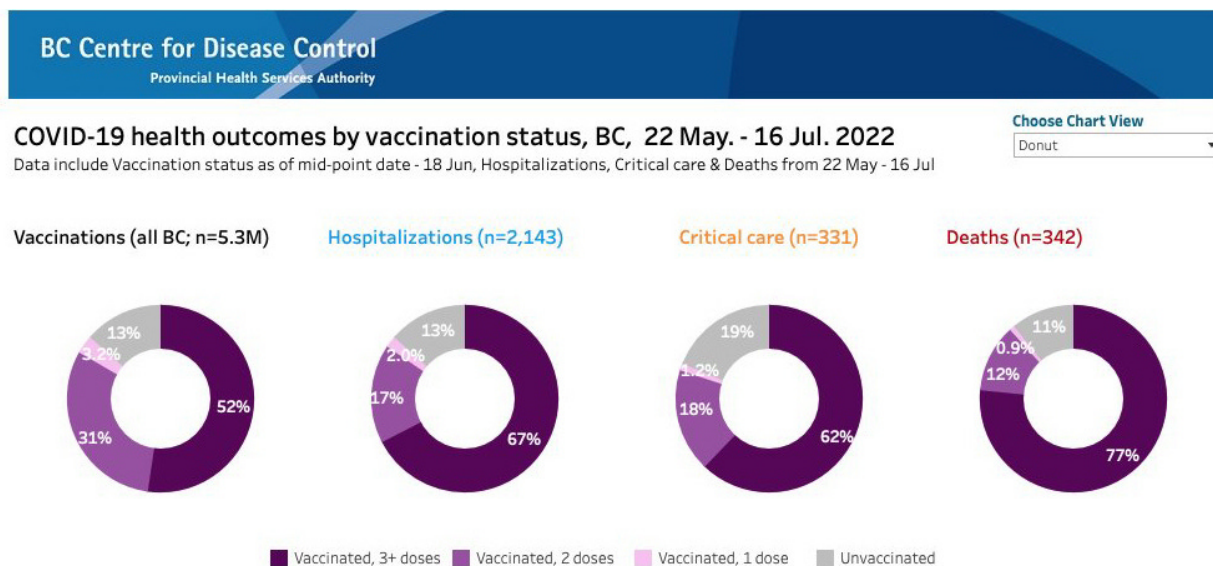
Once again, instead of terminating the COVID-19 vaccine rollout, as science and medical ethics required, Jason Kenney’s Alberta government chose instead to deprive Albertans of the crucial data they needed to make informed medical decisions.

This was a crime. And I have just walked you through the crime scene.



## British Columbia data and cover-up were even worse...

Many of us used to access and look at hospitalization data in British Columbia, especially as the BC Centre for disease control would put out nice donut charts that were easy to read:



The July 16, 2022 BC COVID-19 health outcomes by vaccination status charts showed:

87% of hospitalizations were vaccinated (67% were triple vaccinated)

89% of deaths were vaccinated (77% were triple vaccinated)

Admittedly, this data was even worse than Alberta's. But here is the crucial point. BC's population was more boosted: 52% vs 38.4% in Alberta. And they were doing worse. To put it very plainly: more COVID-19 jabs meant worse health outcomes.

To give credit where credit is due, BC Public Health Authorities actually announced their cover-up on July 28, 2022 ([click here](#)):

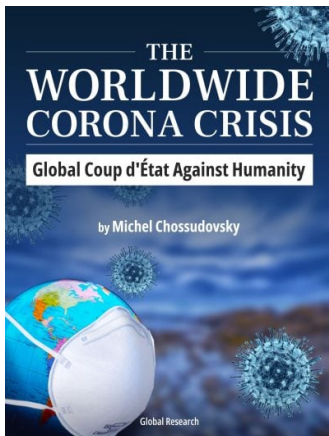
"The B.C. Centre for Disease Control has stopped reporting case outcomes by vaccination status on its COVID-19 Surveillance Dashboard because the data had become "hard to interpret," according to the Ministry of Health."

At least they had the courage to stand behind their crime against the population of British Columbia. Alberta's Public Health authorities simply deleted the data from their website on July 21, 2022 and didn't inform the Alberta public at all.

In Part 4, I will wrap up this series by a look at how all this data on severe damage to the immune systems of the double and triple COVID-19 vaccinated, which Jason Kenney's Alberta government repeatedly covered up, ties into the excess mortality and sudden deaths we are seeing now.

\*

Note to readers: Please click the share buttons above. Follow us on Instagram and Twitter and subscribe to our Telegram Channel. Feel free to repost and share widely Global Research articles.



## The Worldwide Corona Crisis, Global Coup d'Etat Against Humanity

by Michel Chossudovsky

Michel Chossudovsky reviews in detail how this insidious project “destroys people’s lives”. He provides a comprehensive analysis of everything you need to know about the “pandemic” — from the medical dimensions to the economic and social repercussions, political underpinnings, and mental and psychological impacts.

*“My objective as an author is to inform people worldwide and refute the official narrative which has been used as a justification to destabilize the economic and social fabric of entire countries, followed by the imposition of the “deadly” COVID-19 “vaccine”. This crisis affects humanity in its entirety: almost 8 billion people. We stand in solidarity with our fellow human beings and our children worldwide. Truth is a powerful instrument.”*

ISBN: 978-0-9879389-3-0, Year: 2022, PDF Ebook, Pages: 164, 15 Chapters

Price: ~~\$11.50~~ Get yours for FREE! [Click here to download.](#)

We encourage you to support the eBook project by making a donation through Global Research’s [DonorBox “Worldwide Corona Crisis” Campaign Page.](#)

The original source of this article is [COVID Intel](#)  
Copyright © [Dr. William Makis](#), [COVID Intel](#), 2023

---

[Comment on Global Research Articles on our Facebook page](#)

[Become a Member of Global Research](#)

Articles by: [Dr. William Makis](#)

**Disclaimer:** The contents of this article are of sole responsibility of the author(s). The Centre for Research on Globalization will not be responsible for any inaccurate or incorrect statement in this article. The Centre of Research on Globalization grants permission to cross-post Global Research articles on community internet sites as long the source and copyright are acknowledged together with a hyperlink to the original Global Research article. For publication of Global Research articles in print or other forms including commercial internet sites, contact: [publications@globalresearch.ca](mailto:publications@globalresearch.ca)

[www.globalresearch.ca](http://www.globalresearch.ca) contains copyrighted material the use of which has not always been specifically authorized by the copyright owner. We are making such material available to our readers under the provisions of "fair use" in an effort to advance a better understanding of political, economic and social issues. The material on this site is distributed without profit to those who have expressed a prior interest in receiving it for research and educational purposes. If you wish to use copyrighted material for purposes other than "fair use" you must request permission from the copyright owner.

For media inquiries: [publications@globalresearch.ca](mailto:publications@globalresearch.ca)