

In Defense of CO2: Astro-Climatology, Climategate and Common Sense Revisited

By [Matthew Ehret-Kump](#)

Global Research, November 06, 2021

Theme: [Environment](#)

In-depth Report: [Climate Change](#)

All Global Research articles can be read in 51 languages by activating the “Translate Website” drop down menu on the top banner of our home page (Desktop version).

Visit and follow us on Instagram at [@crg_globalresearch](#).

*According to such modern climate experts as **Bill Gates, Greta Thunberg, Michael Bloomberg, Mark Carney, Al Gore, Alexandria Ocasio Cortez, Prince Charles and Klaus Schwab**, carbon dioxide (CO2) must be stopped at all cost. Images of submerged cities, drowning polar bears and burning deserts taking over civilization flash before our eyes repeatedly in schools, mainstream media and films.*

*The Paris Climate Accords demand that all nations reduce their emissions to pre-industrial levels and the **COP26 Summit in Glasgow** will certainly demand that these reductions be made legally binding and enforceable by new global governance mechanisms.*

But is CO2 really the existential threat it is being made out to be?

I would like to take a few moments to entertain the hypothesis that we may be drinking some poisonous Kool-Aid in a modern-day Jonestown cult and we are just minutes away from a hearty “bottoms up”.

While some of the questions and facts you are about to read are considered heretical in certain quarters, I think that history has shown that it is only by permitting the mind to question sacred cows at the risk of being denounced as “heretical” that any creative progress can be made. With this thought in mind, I will venture the risk and only ask that you accompany me for this thought experiment with an open mind.

A Preface on Climategate

Back in November 17, 2009, a major scandal erupted when the 61 Mb of emails internally circulated among the directors and researchers at East Anglia University’s Climate Research Unit (CRU) were made public. To this day, it has not been verified if the scandal occurred via an internal leak or a hack, but what was verified throughout the hundreds of emails between director Phil Jones and the teams of climatologists staffing the CRU, was that vast scales of fraud were occurring. [Jones himself was caught](#) red handed[1] demanding that data sets be ignored and massaged in order to justify the climate models that had all been used to sell the idea that CO2 was driving startling rates of warming.

East Anglia's CRU is the world's foremost center of data set centralization and climate model generation which feed directly into the UN's Independent Panel on Climate Change (IPCC) and which in turn feeds into every major NGO, school, corporation and government. The other central control point of data selection and model generation (for both climate change and covid-19 data sets) is an Oxford-based operation called "[Our World In Data](#)", [funded in large measure](#) by the UK government and Bill Gates[2].

Climategate couldn't have come at a worse time, as the COP15 Climate Summit was scheduled for December 2009 where the world's first legally binding carbon reduction treaties were expected to finalize an end to sovereign nation states. The terrible publicity of climategate essentially caused the event to become a big goose egg, [as Chinese and Indian delegates refused to play along](#), and ensured that all teeth were removed from any binding carbon caps[3].


In December 2009, former chief economic advisor to Putin, **Dr. Andrei Illarionov** stated that Russia had sent data to East Anglia's CRU from 476 meteorological stations covering over 20% of the globe's surface hosting a wide range of data from as far back as 1865 to 2005. [Dr. Illarionov explained](#)[4] that he was dismayed to see that Phil Jones and the CRU entirely ignored the data from all but 121 stations, and from those stations they did use, they artificially cherry-picked data that gave off the false result that temperatures between 1860-1965 were 0.67 degrees colder than they truly were while temperatures from 1965-2005 were made artificially high.

After being suspended for a few months, a UK review panel [absolved Jones](#) from his transgressions and re-installed him into his old position of carbon data gatekeeper at the CRU.

Development Greens the Earth

Many people were taken aback by the findings published by a team of scientists analyzing the results of Moderate Resolution Imaging Spectroradiometer (MODIS) instruments on NASA's Terra and Aqua satellites. [NASA's website](#)[5] described the findings ([published on February 11, 2019](#)[6]) in the following way: "The research team found that global green leaf area has increased by 5 percent since the early 2000s, an area equivalent to all of the Amazon rainforests. At least 25 percent of that gain came in China."

China and India Lead the Way in Greening



Trend in Annual Average Leaf Area (% per decade, 2000-2017)

■ ≤-8
 ■ -4
 ■ 0
 ■ 4
 ■ 8
 ■ 12
 ■ ≥16

2000 - 2017

PNG

Ambitious intensified land area c
 Image of the
Instrument
 Aqua — MC
 Terra — MC

Human f

View more



Feb 11, 2019

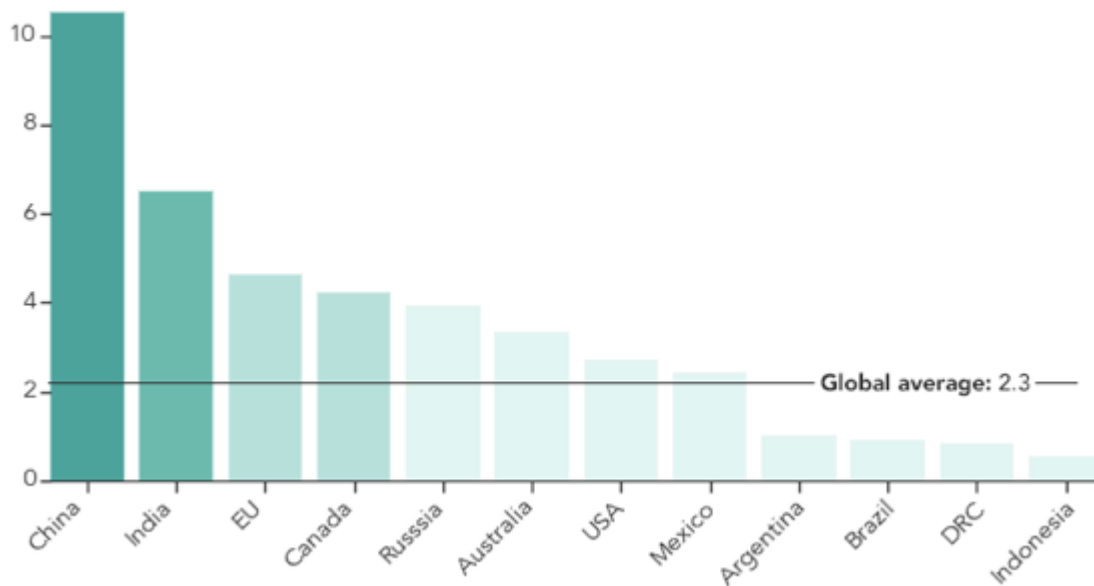
The world is literally a greener place than it was twenty years ago, and data from NASA

Up until this study’s publication, scientists were not certain what role human economic activity played in this anomalous greening of the earth.

The NASA study demonstrated that this dramatic rate of greening between 2000-2017 was being driven largely by China and India’s combined efforts at eradicating poverty which involves both reforestation, desert greening efforts (see [China’s Move South Water North megaproject](#)[7]), agricultural innovation and also, general industrial growth policies. The latter policies represent genuine efforts by Asian nations to wipe out poverty by investments into large scale infrastructure... a practice once used in the west before the days of “post-industrialism” induced a collective insanity of consumerism in the early 1970s.

China and India Lead in Greening Due to Human Activity

Change in Leaf Area (% per decade)



A perplexed reader might now be heard to ask: but how can industrial growth have anything to do with greening of the planet?

One simple answer is: carbon dioxide.

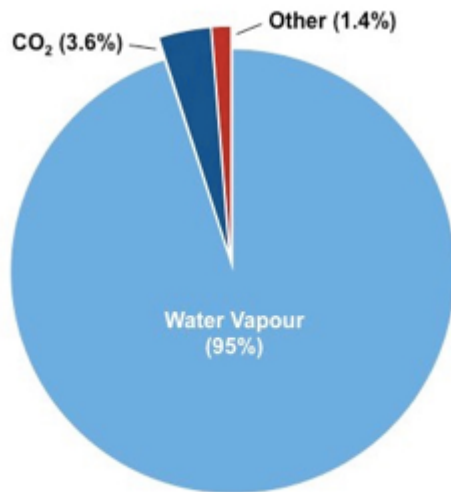
CO₂: An Innocent Victim

As children, we are taught that CO₂ is an integral part of our ecosystem and that plants love it.

The processes of photosynthesis which evolved over long spans of time with the advent of the chlorophyll molecule eons ago requires constant infusions of carbon dioxide that are broken down along with H₂O, releasing oxygen back into the biosphere. Over time, free oxygen slowly formed the earth's ozone layer and fueled the rise of ever higher life forms that relied on this "plant waste" for life.

Today, large amounts of carbon dioxide is regularly generated by biotic and abiotic activity from living animals, decaying biomass as well as volcanos which constantly emit CO₂ and other greenhouse gases. A surprisingly small portion of that naturally occurring CO₂ is caused by human economic activity.

Taking the entire composition of greenhouse gases together, water vapour makes up 95% of the bulk, carbon dioxide makes up 3.6%, nitrous oxide (0.9%), methane (0.3%), and aerosols about 0.07%.



**Greenhouse Gases
in Atmosphere**

Of the sum total of the 3.6% carbon dioxide released into the atmosphere, approximately 0.9% is caused by human activity. To restate this statistic: Human CO₂ makes up less than 1% of the 3.6% of the total greenhouse gases influencing our climate.

During the mid-20th century, a belief began to emerge among some fringe climate scientists that the 400 parts per million (PPM) average carbon dioxide in the atmosphere is the “natural and ideal amount”, such that any upset of this mathematical average would supposedly result in destruction of biodiversity. These same mathematicians also presumed that the biosphere could be defined as closed systems such that rules of entropy were the natural organizing principles- ignoring the obvious fact that ecosystems are OPEN, connected to oceans of active cosmic radiations from other stars, galaxies, supernova and more while being mediated by nested arrays of electromagnetic fields.

As film maker Adam Curtis demonstrated in his [All Watched Over By Machines of Love and Grace](#) (2011)[8], this belief slowly moved from the fringe into mainstream thinking despite the fact that it is simply wrong.

Beyond the facts already presented above, another persuasive piece of evidence can be found in [carbon dioxide generators](#) which are commonly purchased by anyone managing a greenhouse[9]. These widely-used generators increase CO₂ to amounts as high as 1,500 PPM. What is the effect of such increases? Healthier, happier, greener plants and vegetables.



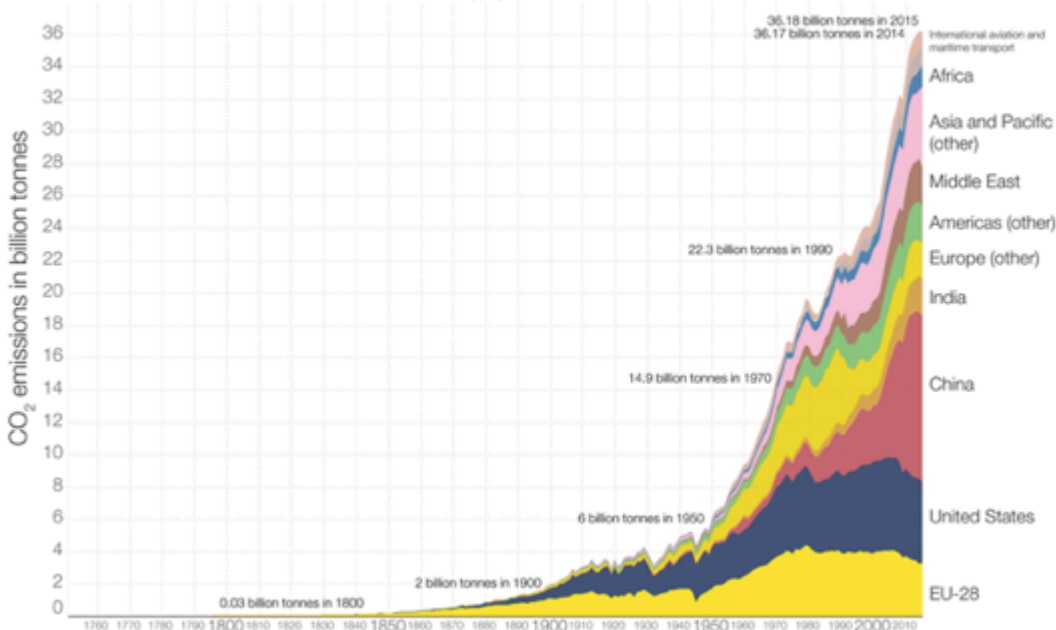
Temperature and CO₂: Who Leads in this Dance?

Amidst the frantic alarms sounding daily over the impending climate emergency threatening the world, we often forget to ask if anyone ever actually proved the claim that CO₂ drives the climate?

To begin to answer this question, let's start with a graph showcasing the rise of human industrial CO₂ from 1751-2015 broken down into various regions of the earth. What we can see is consistent increase from the mid 19th century until 1950, when a vast spike of emission rate increases can be viewed. This increase obviously accompanies world population growth and the correlated agro-industrial output.

Global CO₂ emissions by world region, 1751 to 2015

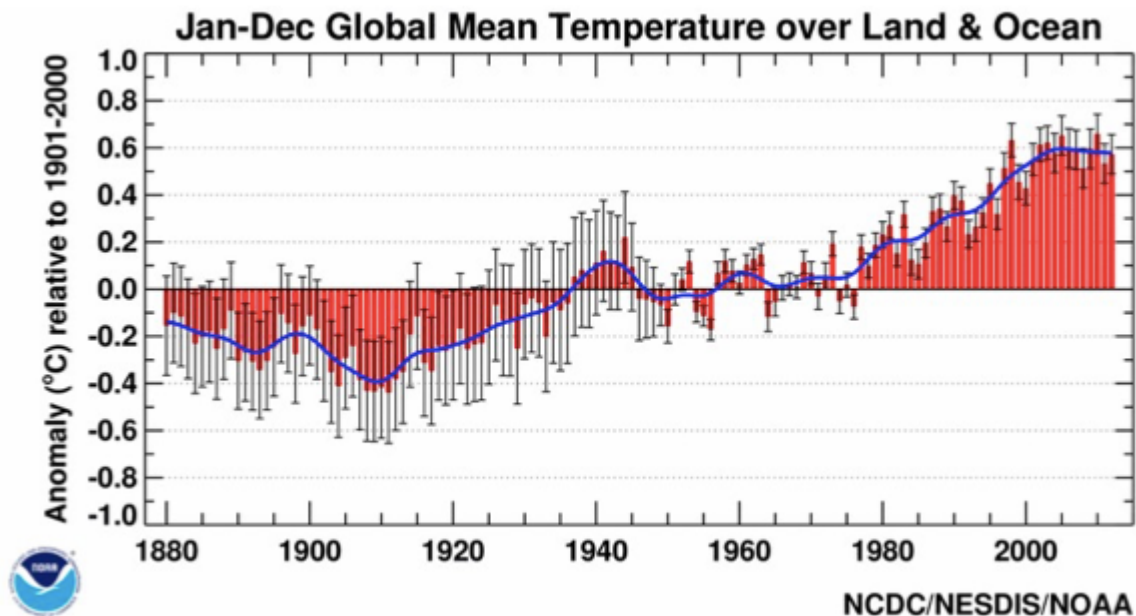
Annual carbon dioxide emissions in billion tonnes (Gt).



Data source: Carbon Dioxide Information Analysis Center (CDIAC); aggregation by world region by Our World in Data. The interactive data visualization is available at OurWorldInData.org. There you find the raw data and more visualizations on this topic.

Licensed under CC-BY-SA.

Next, let us look at the global mean temperature changes from 1880-present.

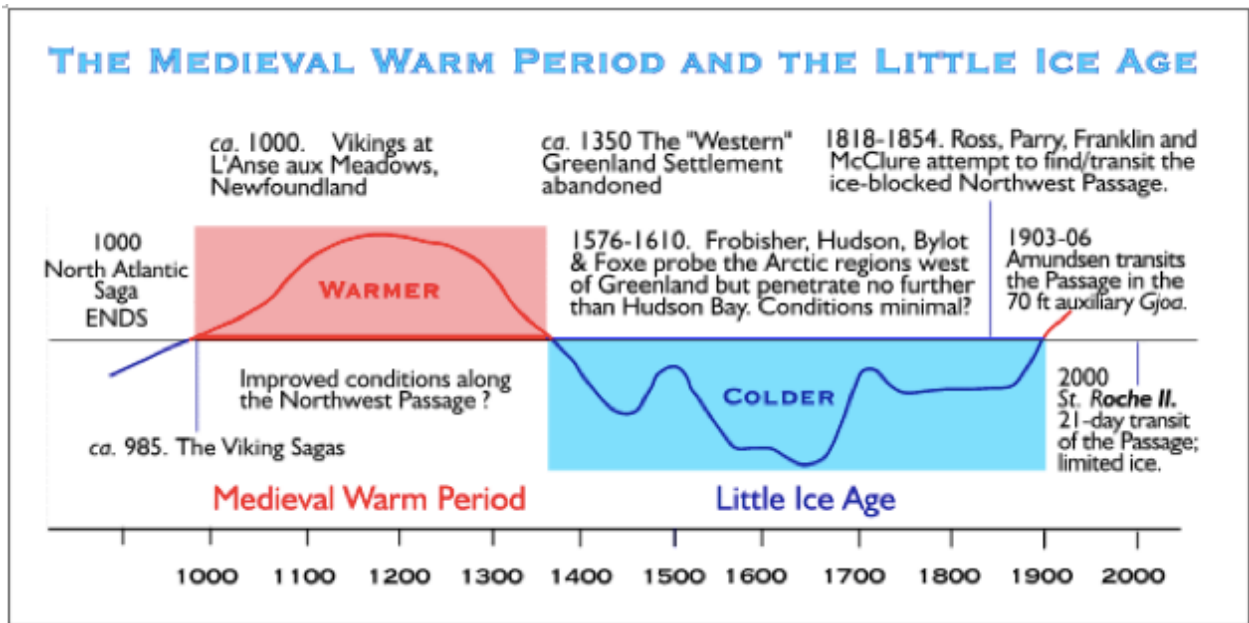


Here several anomalies strike the thinking mind.

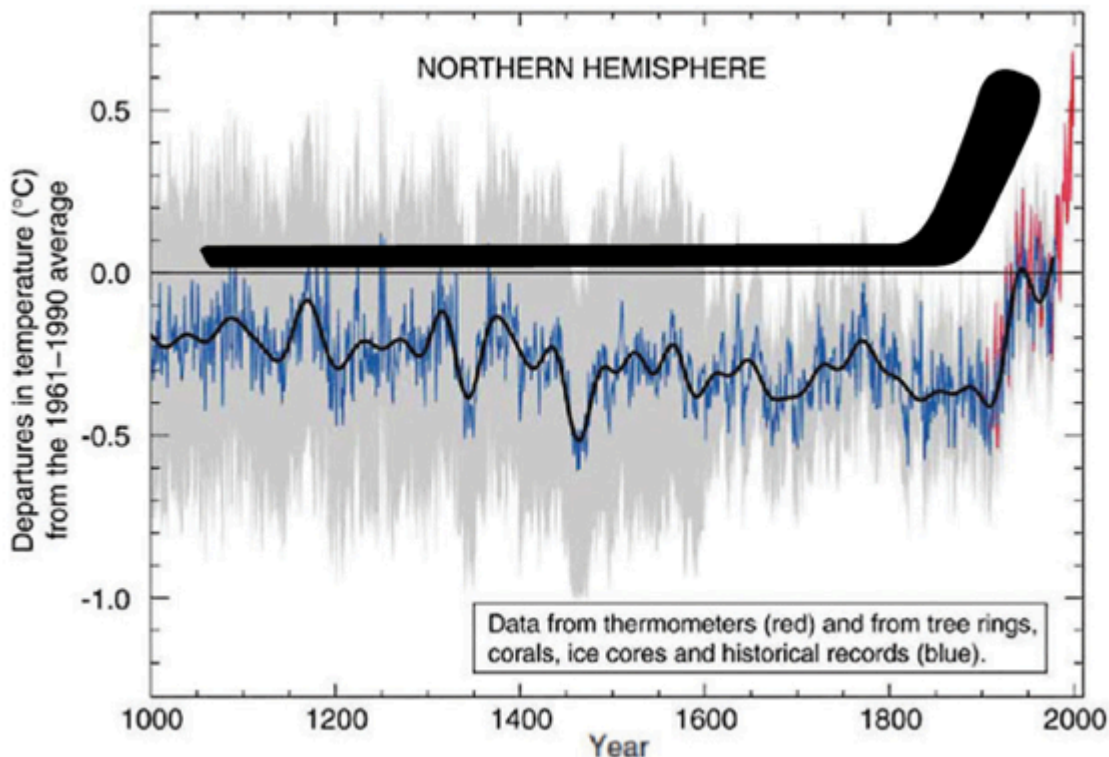
For starters, absolutely no warming accompanies the period of intensive industrial growth of 1940-1977. In fact during this period, [many climate scientists were ringing the alarm over an impending ice age!](#)^[10]

Another anomaly: Since carbon dioxide emissions have increased continuously over the past 20 years, one would expect to see a correlated spike in warming trends. However, this expected correlation is entirely absent between the year 1998 and 2012 when warming tappers off to a near standstill sometimes called [“the global warming pause” of 1998-2012](#)^[11]. This has been an embarrassment for all modellers whose scare-mongering predictions have fallen to pieces to the point that they can only pretend this pause doesn't exist. Again, the question must be asked: why would this anomaly appear if CO2 drove temperature?

Let's take one more anomaly from our temperature records before digging into the hard proof that CO2 does not cause temperature changes: The medieval warming period [see graph].



While certain [analysts](#) [12] have attempted to erase this warming period from existence with things like the famous “hockey stick” model crafted with the help of East Anglia’s Phil Jones, the fact remains that from 1000-1350 A.D. global mean temperatures were significantly warmer than anything we are currently living through. The Vikings in Greenland had no coal plants or SUVs, and yet mean temperatures were still warmer than today by a long shot. Why?

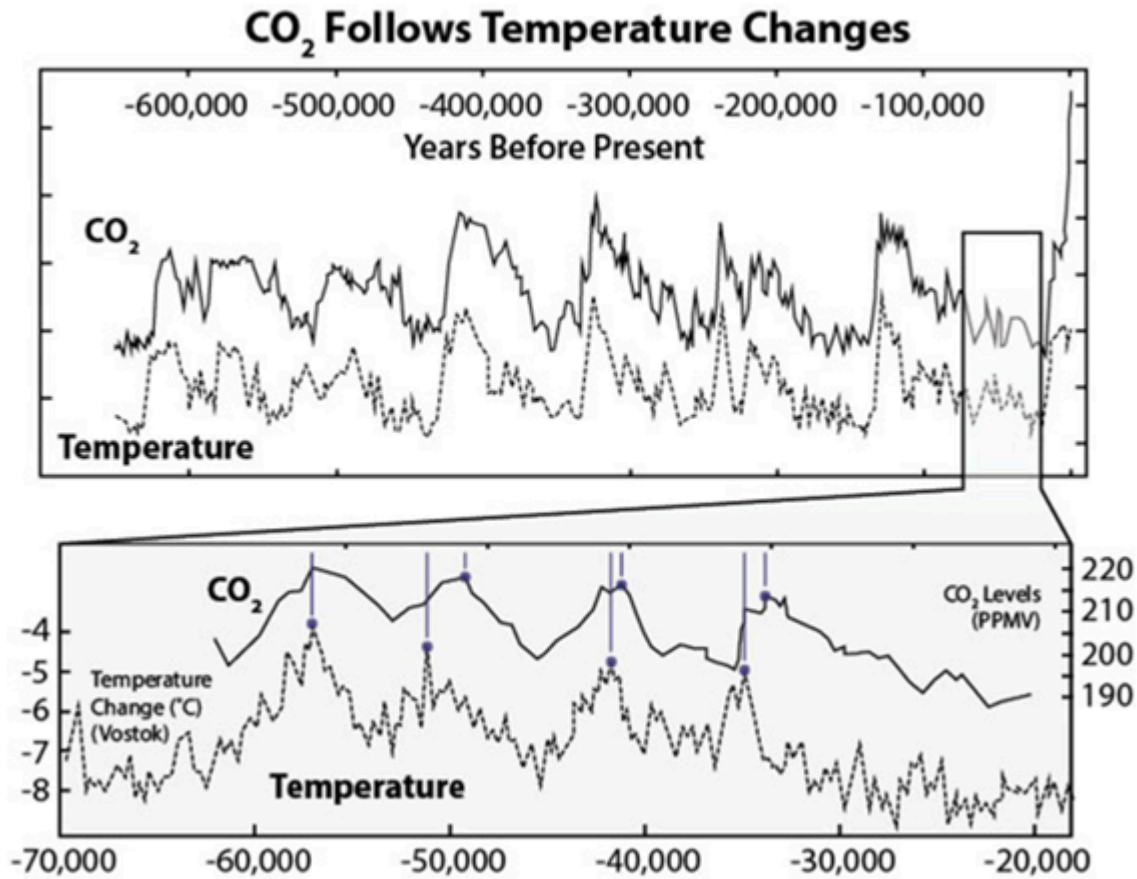


Perhaps taking a wider look at the CO₂: climate correlation might give us a better idea of what is actually happening.

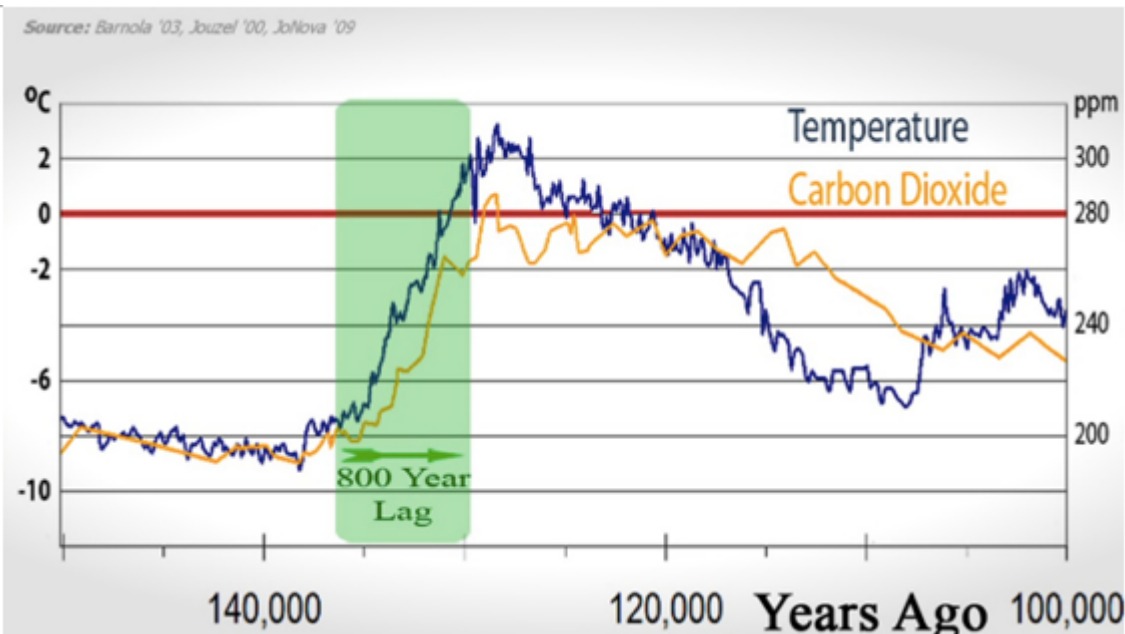
Below we can see a chart taking 600,000 years of data into account. It is certainly the case that CO₂ and temperature have a connection on these scales... but correlation is not causation, and as the author of [How to Lie with Statistics](#) [13] famously stated “a well-

wrapped statistic is better than Hitler's Big Lie; it misleads, yet it cannot be pinned on you."

FIGURE 4



When a 70,000 year sampling is inspected, we find the slight of hand fully exposed by observing the peaks and troughs of temperature and CO₂. If the later were truly the driving force as the Great Resetters of our day proclaim, then CO₂ peaks and troughs would happen before temperature, but the evidence shows us the inverse. Let's look at one more example of an 800 year CO₂/temperature lag about 130,000 years ago...



Going back even further into the climate records, it has been revealed that during many of the past ice ages, carbon dioxide had risen up to [800% higher than our current levels](#), despite the fact that human activity played zero role[14].

A Brief Look at Space Weather

Technically, I could end right now and feel like any honest jury would conclude that CO2 has been falsely framed for murder. But I would like to introduce one more dramatic piece of evidence that gets us back on the path of a true science of climate change and ecosystems management: Astroclimatology.

The fact that the earth is but one of a multitude of spherical bodies in space speedily revolving around an incredibly active sun within the outskirts of a galaxy within a broader cluster of galaxies is often ignored by many computer modelling statisticians for a very simple reason. Anyone who has been conditioned to look at the universe through a filter of linear computer models is obsessed with control, and is incredibly uncomfortable with the unknown. The amount of actual factors shaping the weather, ice ages, and volcanism are so complex, vast and mostly undiscovered that computer modellers would prefer to simply pretend they don't exist... or if they do acknowledge such celestial phenomena to have any function in climate change, it is often dismissed as "negligible".

Despite this culture of laziness and dishonesty, the question is worth asking: WHY does evidence of climate change occur across so many other planets and moons of our solar system? [Ice caps on Mars melt periodically](#)[15] and have been melting at faster rates in recent years. Why is this happening? Could the sun's coronal mass ejections, solar wind, or electromagnetic field be affecting climate change within the solar system as one unifying process?

Often Venus with its atmosphere of 96.5% CO2 is used as a warning for people on the earth what sort of terrible oven we will create by producing more CO2. It is hot after all with temperatures averaging 467 degrees Celsius (872 degrees Fahrenheit). However, if CO2 were truly to blame for the heating, then why is Mars so cold with temperatures averaging minus 125 degrees Celsius (-195 degrees Fahrenheit) despite the fact that it's atmosphere is 95% CO2?

Similarly, what role does cosmic radiation play in driving climate change? Based on the recent discoveries of Heinrich Svensmark and his team in Denmark, strong correlations were found linking cloud formation, climate and cosmic radiation flux over time. Cosmic radiation flux into the earth is a continuous process mediated by the earth's magnetic field as well as the oscillating magnetic field of the sun which shapes the entire solar system as we revolve around the galactic center of the Milky Way every 225-250 million years. Svensmark's discovery was outlined beautifully in the 2011 documentary [The Cloud Mystery](#). [16]

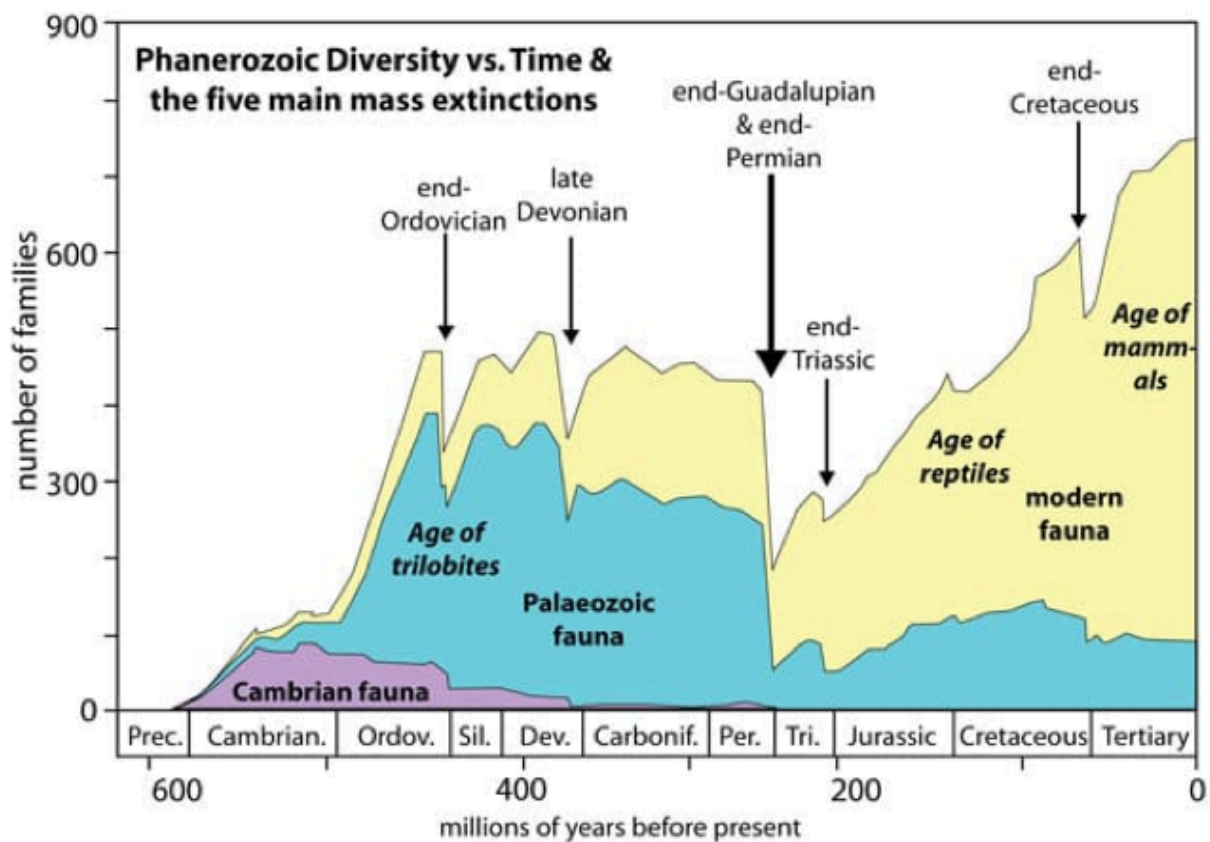
A Return to a True Science of Climate

The point to re-emphasize is that the weather is, and always has been, a complex process shaped by galactic forces that have driven a miraculous system of life on the earth over hundreds of millions of years.

During this time amounting to approximately two revolutions around the galactic center, living matter has transformed from relatively boring (high entropy) single celled organisms,

through a continuous process of increased complexity, and increased power of self-direction (low entropy). Up until now, there is no actual evidence that this process is a closed system and as such, that any fixed state of no change/heat death is controlling its behavior. While some might deny this claim, citing the redshifts of galaxies as proof that the universe is in fact dying (or inversely had a starting point “in time” 13.6 billion years ago before there was nothing), I refer you to [the work of Halton Arp](#)[17].

This process has been characterized by non-linear discontinuities of living matter emerging where only nonliving matter previously existed, followed later by conscious life having appeared where only non-conscious life had been found and most recently self-conscious life endowed with creative reason appearing onto the scene. While this process has been punctuated by sometimes violent mass-extinction cycles, the overall direction of life has not been shaped by randomness, chance or chaos, but rather improvement, perfectibility and harmony.



When humanity appeared onto the scene, a new phenomenon began expressing itself in a form which the great Russian academician [Vladimir Vernadsky \(1863-1945\)](#) described as the Noosphere (as opposed to the lithosphere and biosphere). Vernadsky understood this new geological force to be driven by human creative reason, and devoted his life to teaching the world that the law of humanity must accord with the law of nature stating:

“The noösphere is a new geological phenomenon on our planet. In it, for the first time, man becomes a large-scale geological force. He can, and must, rebuild the province of his life by his work and thought, rebuild it radically in comparison with the past. Wider and wider creative possibilities open before him. It may be that the generation of our grandchildren will approach their blossoming”.[18]

In Vernadsky's mind, neither the noosphere, nor the biosphere obeyed a law of mathematical equilibrium or stasis, but was rather governed by an asymmetrical harmony and progress from lower to higher states of organization. It was only by coming to understand the principles of nature that mankind became morally and intellectually fit to improve upon nature by turning deserts green, harnessing the power of the atom or applying scientific progress to health and agriculture. Some of his most important insights were published in his [Scientific Thought as a Planetary Phenomena](#) (1938), [Evolution of Species and Living Matter](#) (1928) [Some Words About the Noosphere](#) (1943), and [The Transition of the Biosphere to the Noosphere](#) (1938).[19]

Despite the lasting contributions made by Vernadsky to human knowledge, here we sit, 76 years after the end of WW2 tolerating an unscientific policy of mass decarbonization which threatens to radically undermine civilization for countless generations.

Is this change being forced upon humanity? Unlike the forces of fascism and imperialism of the past, today's terrible self-implosion of civilization is occurring via the consent of those intended to perish under a Great Reset via the collective guilt for the crime of simply being human. It has become the norm for the majority of today's children to think of themselves as belonging not to a beautiful species made in the image of a Creator, but rather to a parasitic race guilty for the crime of sinning against nature.

So let's take this opportunity to re-introduce truth back into climate science, and let the social engineers drooling over a Great Reset scream and whine as nations choose a new open system paradigm of life and anti-entropy rather than a closed system world of decay and heat death. This positive new paradigm of cooperation, scientific and technological progress, and cultural optimism is getting stronger by the day led by Russia, China and other nations joining the international New Silk Road. Most importantly, let's finally absolve CO2 of its accused sins, and celebrate this wonderful little molecule as our friend and ally.

*

Note to readers: Please click the share buttons above or below. Follow us on Instagram, @crg_globalresearch. Forward this article to your email lists. Crosspost on your blog site, internet forums. etc.

Matthew Ehret is the Editor-in-Chief of [the Canadian Patriot Review](#), a BRI Expert on [Tactical talk](#), and Senior Fellow at the American University in Moscow. He is author of the ['Untold History of Canada' book series](#), and [Clash of the Two Americas](#). In 2019 he co-founded the Montreal-based [Rising Tide Foundation](#).

Notes

[1] The Evidence of Climate Fraud, By Marc Sheppard, American Thinker Nov. 21, 2009

[2] <https://ourworldindata.org/funding>

[3] How do I know China wrecked the Copenhagen deal? I was in the room by Mark Lynas, London Guardian, Dec. 22, 2009

[4] ClimateGate Fallout: Russian Think Tank Says Temperature Data was 'Cherry-Picked', Media Research Center, December 2009

[5] China and India Lead the Way in Greening, NASA Earth Observatory, Feb. 12, 2019

[6] China and India lead in greening of the world through land-use management, Nature Sustainability, Feb. 11, 2019

[7] China's South-to-North Water Diversion Project benefits 120 million people, CGTN, Dec. 13, 2020

[8] Watch full documentary here:

<https://watchdocumentaries.com/all-watched-over-by-machines-of-loving-grace/>

[9] To examine one of many models of CO2 generators, visit: <https://johnsonco2.com/co2-generators/>

[10] The 1970s Ice Age Scare, by Steve Goddard, May 12, 2013

[11] <https://wattsupwiththat.com/2020/09/28/study-global-warming-hiatus-aka-the-pause-was-real/>

[12] Dr. Tim Ball Defeats Michael 'Hockey Stick' Mann's Climate Lawsuit, Aug. 24, 2019, Climate Change Dispatch

[13] How to Lie with Statistics, by Darrell Huff, 1954

<https://archive.org/details/how-to-lie-with-statistics-darrell-huff/page/23/mode/2up>

[14] Ice age occurred when CO2 levels were 800 percent higher than now, IceAgeNow.info, July 23, 2016

[15] Mars is Melting, Science.nasa.gov, Aug 7, 2003

[16] To watch the full documentary, visit: <https://youtu.be/ANMTPF1blpQ>

[17] A Look Into Halton Arp's "Peculiar Galaxies" and its Implications for the World We Live In, by Matthew Ehret, Rising Tide Foundation

<https://risingtidefoundation.net/2020/10/13/a-look-into-arps-peculiar-galaxies/>

[18] Some Words About the Noosphere by V.I. Vernadsky, 1943, republished in 21st Century Science and Technology, Spring 2005 [TS5467.SP05 \(21sci-tech.com\)](https://www.21sci-tech.com/TS5467.SP05)

[19] To access all of these referenced works by Vernadsky, visit:

<https://risingtidefoundation.net/vladimir-vernadsky/>

Featured image is from EcoWatch

The original source of this article is Global Research
Copyright © [Matthew Ehret-Kump](#), Global Research, 2021

[Comment on Global Research Articles on our Facebook page](#)

[Become a Member of Global Research](#)

Articles by: [Matthew Ehret-](#)

Disclaimer: The contents of this article are of sole responsibility of the author(s). The Centre for Research on Globalization will not be responsible for any inaccurate or incorrect statement in this article. The Centre of Research on Globalization grants permission to cross-post Global Research articles on community internet sites as long the source and copyright are acknowledged together with a hyperlink to the original Global Research article. For publication of Global Research articles in print or other forms including commercial internet sites, contact: publications@globalresearch.ca

www.globalresearch.ca contains copyrighted material the use of which has not always been specifically authorized by the copyright owner. We are making such material available to our readers under the provisions of "fair use" in an effort to advance a better understanding of political, economic and social issues. The material on this site is distributed without profit to those who have expressed a prior interest in receiving it for research and educational purposes. If you wish to use copyrighted material for purposes other than "fair use" you must request permission from the copyright owner.

For media inquiries: publications@globalresearch.ca