

Cocaine, Heroin, Cannabis, Ecstasy: How Big is the Global Drug Trade?

By [Global Research News](#)

Global Research, October 26, 2019

[top-criminal-justice-schools.net](#) 8 May 2014

Region: [Asia](#), [Latin America & Caribbean](#),
[USA](#)

Theme: [Global Economy](#), [Law and Justice](#)

First published in May 2014

Of relevance to the current debate on Heroin addiction and opioids in the USA.

Narcotics is big business.

90 percent of the heroin consumed in the US comes from Afghanistan

refresh if image fails to display

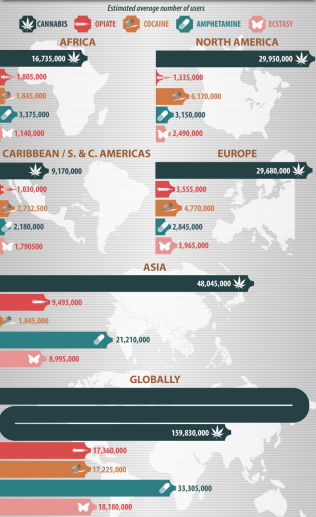
HOW BIG IS THE DRUG TRADE?

With the recent capture of "El Chapo," the richest drug cartel leader in the world, let's take a look at what he was known for: a global drug trade.

THERE'S A WORLD OF DRUGS OUT THERE...



AND A WORLD OF DRUG USERS



WHICH EQUALS A LOT OF DOUGH



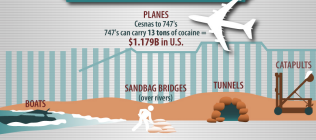
BY VALUE, MOST DRUGS ORIGINATE IN 3 NATIONS




COCAINE



DRUG TRAFFICKERS USE



U.S. DRUG EXPENDITURES



Colombian & Mexican Cartels take in \$1B - \$39B from US sales each year.
Mexican Cartel Gross Revenue \$6.6B
50% to Sinaloa Cartel \$3.3B

That's about 30% of Facebook's revenue & close to Netflix's revenue. That's just the cartels of 2 countries!

KINGPINS

Several drug kingpins landed on Forbes richest in the world list in recent years.

Forbes Billionaire list: 2009 - 2012
Chicago's Public Enemy No. 1



EL CHAPO GUZMAN

NOTABLE

- 1st to traffic drugs through tunnel
- Used ratpult to throw drugs over the border
- Had a large pig farm in Wisconsin
- Escaped from a high security Mexican prison in a laundry basket
- Gave away Meth for free to establish a customer base



A chinese-mexican businessman believed to have sold precursors of meth to cartels. **A LOT OF METH...**

METH INGREDIENT SEIZURES AT PORTS

2009	2 TONS
2010	88 TONS
2012	252 TONS



PABLO ESCOBAR

AT HIS HEIGHT HAD A FLEET OF

- 16 planes
- 1 Lear jet
- 6 helicopters
- Boats
- Remote control submarines

LARGEST LOAD: sent 25 TONS OF COCAINE on a boat

- Spent \$2.500 a month on rubber bands to stack money
- Wrote off 10% of income from "spillage" by rats nibbling at stacks of money

Brought to you by **Top-Criminal-Justice-Schools.net**

CITATIONS
www.forbes.com/sites/infocast/2012/03/13/infocast-drug-deal-el-chapo-guzman-pablo-escobar-the-cho brothers/
www.nytimes.com/2012/03/17/magazine/how-a-mexican-drug-cartel-makes-6-billion.html?pagewanted=all_r=58
www.usaid.org/pressroom/2010/03/10/2010third_Drug_Report_2010_10-10-10.pdf
en.wikipedia.org/wiki/Pablo_Escobar
www.whitewater.gov/sites/default/files/whitewater-judicial-and-research/whitewater_results_report.pdf

Source: Top-Criminal-Justice-Schools.net

How Big Is the Drug Trade?

With the recent capture of “El Chapo,” the richest drug cartel leader in the world, let’s take a look at what he was known for — a global drug trade.

It’s a big question.

There’s a world of drugs out there:

Methamphetamine

Amphetamines

Cannabis

Heroin

Opium

Cocaine

Ecstasy

Hallucinogens

And a world of drug users...

Drug Users by Region:

Africa:

Cannabis Users-

Lower estimate-27,680,000

Upper estimate-52,790,000

Average-16,735,000

Opiate Users-

Lower estimate-680,000

Upper estimate-2,930,000

Average-1,805,000

Cocaine Users-

Lower estimate-1,020,000

Upper estimate-2,670,000

Average-1,845,000

Amphetamine Users-

Lower estimate-1,550,000

Upper estimate-5,200,000

Average-3,375,000

Ecstasy users-

Lower estimate-350,000

Upper estimate-1,930,000

Average-1,140,000

The Americas:

North America:

Cannabis Users-

Lower estimate-29,950,000
Upper estimate-29,950,000
Average-29,950,000

Opiate Users-
Lower estimate-1,290,000
Upper estimate-1,380,000
Average-1,335,000

Cocaine Users-
Lower estimate-6,170,000
Upper estimate-6,170,000
Average-6,170,000

Amphetamine Users-
Lower estimate-3,090,000
Upper estimate-3,200,000
Average-3,150,000

Ecstasy Users-
Lower estimate-2,490,000
Upper estimate-2,490,000
Average-2,490,000

Caribbean and South/Central America:

Cannabis Users-
Lower estimate-8,260,000
Upper estimate-10,080,000
Average-9,170,000

Opiate Users-
Lower estimate-1,000,000
Upper estimate-1,060,000
Average-1,030,000

Cocaine Users-
Lower estimate-2,550,000
Upper estimate-2,910,000
Average-2,732,500

Amphetamine Users-
Lower estimate-1,670,000
Upper estimate-2,690,000
Average-2,180,000

Ecstasy Users-
Lower estimate-550,000
Upper estimate-3,031,000
Average-1,790,500

Asia:

Cannabis Users-

Lower estimate-31,510,000

Upper estimate-64,580,000

Average-48,045,000

Opiate Users-

Lower estimate-6,446,000

Upper estimate-12,540,000

Average-9,493,000

Cocaine Users-

Lower estimate-430,000

Upper estimate-2,270,000

Average-1,350,000

Amphetamine Users-

Lower estimate-4,430,000

Upper estimate-37,990,000

Average-21,210,000

Ecstasy Users-

Lower estimate-2,370,000

Upper estimate-15,620,000

Average-8,995,000

Europe:

Cannabis Users-

Lower estimate-29,370,000

Upper estimate-29,990,000

Average-29,680,000

Opiate Users-

Lower estimate-3,290,000

Upper estimate-3,820,000

Average-3,555,000

Cocaine Users-

Lower estimate-4,570,000

Upper estimate-4,970,000

Average-4,770,000

Amphetamine Users-

Lower estimate-2,500,000

Upper estimate-3,190,000

Average-2,845,000

Ecstasy Users-

Lower estimate-3,850,000

Upper estimate-4,080,000

Average-3,965,000

Global Numbers:

Cannabis Users-

Lower estimate-128,910,000

Upper estimate-190,750,000

Average-159,830,000

Opiate Users-

Lower estimate-12,840,000

Upper estimate-21,880,000

Average-17,360,000

Cocaine Users-

Lower estimate-15,070,000

Upper estimate-19,380,000

Average-17,225,000

Amphetamine Users-

Lower estimate-13,710,000

Upper estimate-52,900,000

Average-33,305,000

Ecstasy Users-

Lower estimate-10,540,000

Upper estimate-25,820,000

Average-18,180,000

Which equals A LOT of dough

Estimated annual value of global criminal markets in the 2000's

Cocaine: \$88 billion USD

Opiates: \$65 billion USD

By comparison, only \$1 billion in criminal firearms markets.

That's 153 times bigger than the criminal firearms trade.

- (And that's only counting Cocaine and Opiates)

By Value, most drugs originate in 3 nations.

Afghanistan, Colombia, and Peru manufacture a majority of cocaine and heroine.

Top destinations for Afghani Heroin:

1. Europe
2. Russian Federation
3. China
4. The Americas
5. Africa

Top destinations for Afghani Opium

1. Iran
2. Europe

3. Afghanistan
4. Pakistan
5. Africa

Top destinations for Peruvian and Colombian Cocaine:

1. North America (40% of global annual users)
2. EU
3. South America/Central America/Caribbean
4. Africa
5. Asia

Once the money gets rolling...

Cocaine:

Pan-American Route:

With drugs, you pay for risk, as much as the product itself.

1 kilo = \$2,000 in Colombia or Peru

1 kilo = \$10,000 in Mexico

1 kilo = \$30,000 in the U.S.

Or broken up into grams = \$100,000 in U.S.

There's no stopping it.

Even with a wall at the border drug traffickers use:

Catapults (to throw packages over the wall)

Planes (over the wall)

-Cesnas to 747's.[2]

(747's can carry 13 tons of cocaine)

(that's \$1.179 billion in cocaine once it's in America and parceled out)

Boats (around the wall)

Tunnels (below the wall)

Sandbag Bridges (over rivers)

When your trafficking a 100 kilos, a wrecked Cessna, a sunk boat, or a broken tunnel is a cost you can deal with.

The U.S. is the single largest customer base of drugs worldwide.

Estimates for US drug expenditures:[in billions USD]

Cocaine: 28

Heroin: 27

Marijuana: 41

Meth: 13

Former Mexican President Porfirio Diaz-*"Poor Mexico, so far from God and so close to the United States."* [2]

Colombian and Mexican Cartels take in \$18-\$39 billion from US sales each year.

\$6.6 billion = Mexican Cartel gross revenue.

50% of this is made by the Sinaloa Cartel

Equals \$3 billion in revenue.
About 1/2 of Facebook's revenue
Close to Netflix's revenue
And that's just the cartels of two countries.

These are some massive players.
With several drug kingpins landing on Forbes richest in the world list in recent years.

Drug Kingpins:

El Chapo Guzman:[2]

Forbes billionaire list: 2009-2012

Chicago's Public Enemy No. 1

Notable Achievements:

1st to traffic drugs through tunnel underneath border.

Known for using a catapult to throw drugs over the border.

Had a large pot farm guarded by armed guards in northern Wisconsin.

Escaped from a high security Mexican prison in a laundry basket.

Saw the future with methamphetamine, gave it away for free to establish a customer base.

Zhenli Ye Gon[2]

A Chinese-Mexican businessman believed to have sold precursors of meth to cartels.

And this is a lot of meth.

Meth ingredient seizures at ports:

22 tons in October 2009; 88 tons in May 2010; 252 tons December 2012

Zhenli is a notorious gambler. [2]

Losing so much at a casino that they gifted him a Rolls-Royce.

How much do you have to lose to be given a Rolls-Royce?

\$72 million was how much Zhenli lost at one casino that year.

Pablo Escobar:[4]

At his height had a fleet of:

16 planes

1 Learjet

6 helicopters

Boats

Remote control submarines.

Largest load: sent 25 tons of cocaine on a boat.

Spent \$2,500 a month on rubber bands to stack money.

Wrote off 10% of income from "spoilage" by rats nibbling at stacks of money.

This is too much money to ignore. In the drug trade, if you can make it, users will always come.



Copyright top-criminal-justice-schools.net, 2014

Citations:

1. <http://www.forbes.com/sites/erincarlyle/2012/03/13/billionaire-druglords-el-chapo-guzman-pablo-escobar-the-choa-brothers/>
2. http://www.nytimes.com/2012/06/17/magazine/how-a-mexican-drug-cartel-makes-its-billions.html?pagewanted=all&_r=3&
3. https://www.unodc.org/documents/wdr/WDR_2010/World_Drug_Report_2010_lo-res.pdf
4. http://en.wikipedia.org/wiki/Pablo_Escobar
5. http://www.whitehouse.gov/sites/default/files/ondcp/policy-and-research/wausid_results_report.pdf

The original source of this article is top-criminal-justice-schools.net

Copyright © Global Research News, top-criminal-justice-schools.net, 2019

[Comment on Global Research Articles on our Facebook page](#)

[Become a Member of Global Research](#)

Articles by: [Global Research News](#)

Disclaimer: The contents of this article are of sole responsibility of the author(s). The Centre for Research on Globalization will not be responsible for any inaccurate or incorrect statement in this article. The Centre of Research on Globalization grants permission to cross-post Global Research articles on community internet sites as long the source and copyright are acknowledged together with a hyperlink to the original Global Research article. For publication of Global Research articles in print or other forms including commercial internet sites, contact: publications@globalresearch.ca

www.globalresearch.ca contains copyrighted material the use of which has not always been specifically authorized by the copyright owner. We are making such material available to our readers under the provisions of "fair use" in an effort to advance a better understanding of political, economic and social issues. The material on this site is distributed without profit to those who have expressed a prior interest in receiving it for research and educational purposes. If you wish to use copyrighted

material for purposes other than "fair use" you must request permission from the copyright owner.

For media inquiries: publications@globalresearch.ca