

# CDC: Teens Injected with COVID Shots Have 7.5 X More Deaths, 15 X More Disabilities, 44 X More Hospitalizations than All FDA Approved Vaccines in 2021

By [Brian Shilhavy](#)

Global Research, September 05, 2021

[Health Impact News](#) 3 September 2021

Region: [USA](#)

Theme: [Intelligence](#), [Science and Medicine](#)

All Global Research articles can be read in 51 languages by activating the “Translate Website” drop down menu on the top banner of our home page (Desktop version).

Visit and follow us on Instagram at [@crg\\_globalresearch](#).

\*\*\*

*The CDC did another data dump into their Vaccine Adverse Event Reporting System (VAERS) database today. As of August 27, 2021 there have been 13,911 deaths, [2,933,377 injury symptoms](#), 18,098 permanent disabilities, 76,160 ER visits, 56,912 hospitalizations, and 14,327 life threatening events recorded following experimental COVID-19 “vaccinations.”*

There have now been more than twice as many deaths recorded following COVID-19 shots during the past 9 months since the COVID-19 shots were given emergency use authorization, than deaths recorded following ALL vaccines for **the past 30 years**.




From January 1, 1991 to November 30, 2020, the last month before the COVID shots were given emergency use authorization, there were only a total of 6,068 deaths recorded (mostly infant babies) following ALL vaccines. ([Source](#).)

And yet, the CDC continues to push everyone to get a COVID-19 shot.

From the 8/27/2021 release of VAERS data:

## Found 650,077 cases where Vaccine is COVID19

Table

 Event Outcome	 Count	 Percent
Death	13,911	2.14%
Permanent Disability	18,098	2.78%
Office Visit	103,836	15.97%
Emergency Room	57	0.01%
Emergency Doctor/Room	76,103	11.71%
Hospitalized	56,743	8.73%
Hospitalized, Prolonged	169	0.03%
Recovered	212,734	32.72%
Birth Defect	405	0.06%
Life Threatening	14,327	2.2%
Not Serious	274,215	42.18%
<b>TOTAL</b>	<b>† 770,598</b>	<b>† 118.54%</b>

† Because some cases have multiple vaccinations and symptoms, a single case can account for multiple entries in this table. This is the reason why the Total Count is greater than 650077 (the number of cases found), and the Total Percentage is greater than 100.

**There have also now been 1,490 recorded fetal deaths following COVID-19 injections of pregnant women.**

By way of contrast, I performed the same search in the VAERS database for fetal deaths due to the flu shots, and for 2021 so far there are ZERO. For last year, 2020, there were 16 fetal deaths following flu shots taken by pregnant women. ([Source.](#))

And yet, the CDC continues to recommend that pregnant women get a COVID-19 shot.

# Comparison of Vaccine Deaths & Injuries Among Teens Age 12 through 19 in 2021

Experimental COVID Shots	ALL FDA-Approved Vaccines
<b>Deaths: 30</b>	<b>Deaths: 4</b>
<b>Permanent Disabilities: 173</b>	<b>Permanent Disabilities: 11</b>
<b>Emergency Room Visits: 3575</b>	<b>Emergency Room Visits: 78</b>
<b>Hospitalized: 1603</b>	<b>Hospitalized: 36</b>
<b>Life Threatening: 316</b>	<b>Life Threatening: 13</b>
<b>Blood Clots (thrombosis): 84</b>	<b>Blood Clots (thrombosis): 3</b>

As I [reported yesterday](#), the COVID-19 shots seem to be killing and crippling teenagers in record numbers.

I expanded the search today to include the new data that just came out today, and to include age 12 through age 19.

The search returned the following results for this age group following COVID-19 shots: 30 deaths, 173 permanent disabilities, 3575 ER visits, 1603 hospitalizations, and 316 life threatening events. ([Source](#). Note that the search separates 12-17 year olds, and 17-44 year olds, although we only searched through age 19, so you need to add the two tables together to get the numbers in the graph above.)

Next, I searched the exact same age group, for the same time period (December 2020 through the most recent data dump today), and excluded COVID-19 shots but included every other vaccine listed. They include these vaccines:

1. 6VAX-F
2. ADEN
3. ADEN\_4\_7
4. ANTH
5. BCG
6. CEE
7. CHOL
8. DF
9. DPIP
10. DPP
11. DT
12. DTAP
13. DTAPH
14. DTAPHEPBIP
15. DTAPIPV
16. DTAPIPVHIB

17. DTIPV
18. DTOX
19. DTP
20. DTPHEP
21. DTPHIB
22. DTPIHI
23. DTPIPV
24. DTPPHIB
25. EBZR
26. FLU(H1N1)
27. FLU3
28. FLU4
29. FLUA3
30. FLUA4
31. FLUC3
32. FLUC4
33. FLUN(H1N1)
34. FLUN3
35. FLUN4
36. FLUR3
37. FLUR4
38. FLUX
39. FLUX(H1N1)
40. H5N1
41. HBHEPB
42. HBPV
43. HEP
44. HEPA
45. HEPAB
46. HEPATYP
47. HIBV
48. HPV2
49. HPV4
50. HPV9
51. HPVX
52. IPV
53. JEV
54. JEV1
55. JEVX
56. LYME
57. MEA
58. MEN
59. MENB
60. MENCHIB
61. MER
62. MM
63. MMR
64. MMRV
65. MNC
66. MNQ

67. MNQHIB
68. MU
69. MUR
70. OPV
71. PER
72. PLAGUE
73. PNC
74. PNC10
75. PNC13
76. PPV
77. RAB
78. RUB
79. RV
80. RV1
81. RV5
82. RVX
83. SMALL
84. SSEV
85. TBE
86. TD
87. TDAP
88. TDAPIPV
89. TTOX
90. TYP
91. UNK
92. VARCEL
93. VARZOS
94. YF

These are ALL the vaccines listed in VAERS, minus the 3 COVID shots. Some of them are no longer in use, and many of these teenagers do not get.

But this list DOES represent every other vaccine teenagers get, and we know that pre-COVID the largest amounts of deaths and injuries followed the Gardasil HPV vaccines, and the yearly flu shots for this age group.

So from all these vaccines that include every non-COVID shot that teenagers have received this year so far, there have been 4 deaths, 11 permanent disabilities, 78 ER visits, 36 hospitalizations, and 13 life threatening events during the same time period as the COVID-19 shots were administered. ([Source](#). Note that the search separates 12-17 year olds, and 17-44 year olds, although we only searched through age 19, so you need to add the two tables together to get the numbers in the graph above.)

This means that COVID-19 shots given to our teenagers have 7.5 X more deaths, 15 X more disabilities, and 44 X more hospitalizations than all other FDA-approved vaccines COMBINED that these teenagers are receiving.

I also did a search for ALL cases of “thrombosis” (blood clots), for both COVID shots and for all other vaccines, and cases of blood clots were 28 times higher among teens injected with COVID-19 ([source](#)) than for teens injected with all other vaccines during the same time

period ([source](#)).

Someone from the pro-vaccine crowd might try to explain this all away by saying that many more teens have been injected with COVID-19 shots than other vaccines, but if they make that claim, make sure they prove it with real statistics, because I don't believe that is possible.

We know, for example, that 12 to 15-year-olds did not start receiving COVID-19 shots until May this year.

Also, flu shots actually increased last year, which would have included the month of December which these reports cover, and flu shot sales would have been strong in the winter months beginning this year.

And sales of Merck's Gardasil were up 88% through the the first two quarters of this year, 2021. ([Source](#).) Gardasil is a two-dose or three-dose vaccine.

According to the CDC [immunization schedule](#), this age group also gets the Tdap and Meningococcal (two doses) vaccines. These shots are required for public school attendance, unless you have a state-approved exemption.

So a teenager in this age group that is following the CDC immunization schedule could be getting 6 other injections, in addition to a one-dose or two-dose COVID-19 injection.

These COVID-19 shots are having a devastating effect on our teenagers, and yet not only does the CDC and FDA continue to promote them for teenagers, they are set to approve the COVID-19 shots for infants and children next.

\*

Note to readers: Please click the share buttons above or below. Follow us on Instagram, @crg\_globalresearch. Forward this article to your email lists. Crosspost on your blog site, internet forums. etc.

*Featured image is from [MedAlerts](#)*

The original source of this article is [Health Impact News](#)  
Copyright © [Brian Shilhavy](#), [Health Impact News](#), 2021

---

[Comment on Global Research Articles on our Facebook page](#)

[Become a Member of Global Research](#)

Articles by: [Brian Shilhavy](#)

**Disclaimer:** The contents of this article are of sole responsibility of the author(s). The Centre for Research on Globalization will not be responsible for any inaccurate or incorrect statement in this article. The Centre of Research on Globalization grants

permission to cross-post Global Research articles on community internet sites as long the source and copyright are acknowledged together with a hyperlink to the original Global Research article. For publication of Global Research articles in print or other forms including commercial internet sites, contact: [publications@globalresearch.ca](mailto:publications@globalresearch.ca)

[www.globalresearch.ca](http://www.globalresearch.ca) contains copyrighted material the use of which has not always been specifically authorized by the copyright owner. We are making such material available to our readers under the provisions of "fair use" in an effort to advance a better understanding of political, economic and social issues. The material on this site is distributed without profit to those who have expressed a prior interest in receiving it for research and educational purposes. If you wish to use copyrighted material for purposes other than "fair use" you must request permission from the copyright owner.

For media inquiries: [publications@globalresearch.ca](mailto:publications@globalresearch.ca)