

# CDC: Death Toll Following Experimental COVID Injections Now at 4,863 - More than 23 Previous Years of Recorded Vaccine Deaths According to VAERS

By [Brian Shilhavy](#)

Global Research, May 31, 2021

[Health Impact News](#) 30 May 2021

Region: [USA](#)

Theme: [Science and Medicine](#)

All Global Research articles can be read in 51 languages by activating the “Translate Website” drop down menu on the top banner of our home page (Desktop version).

Visit and follow us on Instagram at [@crg\\_globalresearch](#).

\*\*\*

*The [CDC released the latest death figures](#) last week following the experimental COVID injections this week, and that death toll now stands at 4,863 people, adults and children, that have been recorded as dying after receiving one of the experimental COVID injections.*



Over 285 million doses of COVID-19 vaccines were administered in the United States from December 14, 2020, through May 24, 2021. During this time, VAERS received **4,863** reports of death (0.0017%) among people who received a COVID-19 vaccine. CDC and FDA physicians review each case report of death as soon as notified and CDC requests medical records to further assess reports. **A review of available clinical information, including death certificates, autopsy, and medical records has not established a causal link to COVID-19 vaccines. However, recent reports indicate a plausible causal relationship between the J&J/Janssen COVID-19 Vaccine and a rare and serious adverse event—blood clots with low platelets—which has caused deaths.** [Get the latest safety information on the J&J/Janssen vaccine.](#) CDC and FDA will continue to investigate reports of adverse events, including deaths, reported to VAERS.

## [Source](#)




To put this number in perspective, since the CDC continues to claim that these deaths do “not establish a causal link to COVID-19 vaccines,” these deaths now exceed the total number of deaths reported to VAERS following vaccination for the past 23 years!

From 1/1/1998 through 11/30/2020 (the last month before COVID shots were given emergency use) there were 4,758 deaths recorded for a span of 23 years.

From the 5/21/2021 release of VAERS data:

## Found 4,758 cases where Patient Died and Vaccination Date from '1998-01-01' to '2020-11-30'

Table

 Age	 Count	 Percent
< 3 Years	2,530	53.17%
3-6 Years	77	1.62%
6-9 Years	34	0.71%
9-12 Years	45	0.95%
12-17 Years	117	2.46%
17-44 Years	261	5.49%
44-65 Years	309	6.49%
65-75 Years	293	6.16%
75+ Years	581	12.21%
Unknown	511	10.74%
<b>TOTAL</b>	<b>4,758</b>	<b>100%</b>

[Source](#)




Please take note that for that 23-year period, over 50% of the recorded deaths following vaccination were infants and toddlers under the age of 3, because this is the next targeted demographic to receive the experimental COVID shots: young children.

The Friday 5/28/21 data dump by the CDC into VAERS lists 4,406 of the reported deaths, along with 262,521 injuries including 3,299 Permanent Disabilities, 34,475 Emergency Room visits, and 14,986 Hospitalizations.

From the 5/21/2021 release of VAERS data:

## Found 262,521 cases where Vaccine is COVID19

Table

 Event Outcome	 Count	 Percent
Death	4,406	1.68%
Permanent Disability	3,299	1.26%
Office Visit	45,004	17.14%
Emergency Room	40	0.02%
Emergency Doctor/Room	34,435	13.12%
Hospitalized	14,949	5.69%
Hospitalized, Prolonged	37	0.01%
Recovered	100,406	38.25%
Birth Defect	142	0.05%
Life Threatening	4,590	1.75%
Not Serious	103,639	39.48%
<b>TOTAL</b>	<b>† 310,947</b>	<b>† 118.45%</b>

† Because some cases have multiple vaccinations and symptoms, a single case can account for multiple entries in this table. This is the reason why the Total Count is greater than 262521 (the number of cases found), and the Total Percentage is greater than 100.

[Source](#)

It is common knowledge now that reports submitted to VAERS for vaccine injuries and deaths historically are less than 1% of actual deaths and injuries. Most go unreported.

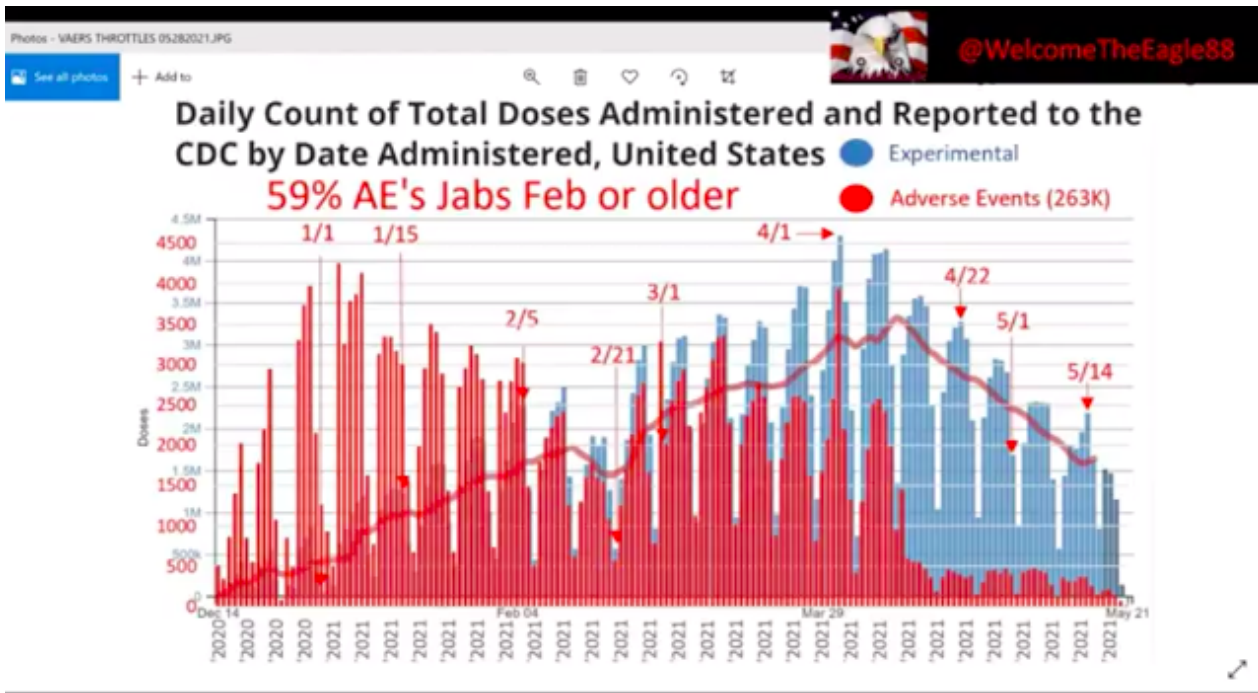
But what if the data for the new experimental COVID bioweapon shots that is reported to the CDC is not even being entirely published and shown to the public?

How many actual deaths could actually be happening shortly after receiving one of these experimental shots? Tens of thousands, one hundred thousand?

Albert Benavides has a Bitchute channel called [WelcomeTheEagle88](#). Each week he does a deep dive into the data released by the CDC into VAERS. He records and stores everything, and has even found that the CDC removes records of deaths some weeks that were there in previous weeks.

Over 59% of the deaths VAERS is releasing to the public happened in February or earlier. So these numbers are severely under-reported.

Here is his latest analysis from last Friday.



[Watch the video here.](#)

\*

Note to readers: Please click the share buttons above or below. Follow us on Instagram, @crg\_globalresearch. Forward this article to your email lists. Crosspost on your blog site, internet forums. etc.

The original source of this article is [Health Impact News](#)  
 Copyright © [Brian Shilhavy](#), [Health Impact News](#), 2021

[Comment on Global Research Articles on our Facebook page](#)

[Become a Member of Global Research](#)

Articles by: [Brian Shilhavy](#)

**Disclaimer:** The contents of this article are of sole responsibility of the author(s). The Centre for Research on Globalization will not be responsible for any inaccurate or incorrect statement in this article. The Centre of Research on Globalization grants permission to cross-post Global Research articles on community internet sites as long the source and copyright are acknowledged together with a hyperlink to the original Global Research article. For publication of Global Research articles in print or other forms including commercial internet sites, contact: [publications@globalresearch.ca](mailto:publications@globalresearch.ca)

[www.globalresearch.ca](http://www.globalresearch.ca) contains copyrighted material the use of which has not always been specifically authorized by the copyright owner. We are making such material available to our readers under the provisions of "fair use" in an effort to advance a better understanding of political, economic and social issues. The material on this site is distributed without profit to those who have expressed a prior interest in receiving it for research and educational purposes. If you wish to use copyrighted material for purposes other than "fair use" you must request permission from the copyright owner.

For media inquiries: [publications@globalresearch.ca](mailto:publications@globalresearch.ca)