

# CDC: 6,113 Dead Following COVID-19 Injections Including 576 Abortions - Population Control Agenda Hard to Deny

By [Brian Shilhavy](#)

Global Research, June 27, 2021

[Health Impact News](#) 25 June 2021

Region: [USA](#)

Theme: [Science and Medicine](#)

All Global Research articles can be read in 51 languages by activating the “Translate Website” drop down menu on the top banner of our home page (Desktop version).

Visit and follow us on Instagram at [@crg\\_globalresearch](#).

\*\*\*

The CDC is now reporting that 6,113 people have died following COVID-19 injections, with their latest release of data today in the Vaccine Adverse Event Reporting System (VAERS), a [U.S. Government funded database](#) that tracks injuries and deaths caused by vaccines.

## Found 387,087 cases where Vaccine is COVID19

Table

↓	↑ ↓	
Event Outcome	Count	Percent
Death	6,113	1.58%
Permanent Disability	5,172	1.34%
Office Visit	72,564	18.75%
Emergency Room	49	0.01%
Emergency Doctor/Room	51,509	13.31%
Hospitalized	21,734	5.61%
Hospitalized, Prolonged	46	0.01%
Recovered	142,741	36.88%
Birth Defect	191	0.05%
Life Threatening	6,435	1.66%
Not Serious	152,877	39.49%
<b>TOTAL</b>	† 459,431	† 118.69%
† Because some cases have multiple vaccinations and symptoms, a single case can account for multiple entries in this table. This is the reason why the Total Count is greater than 387087 (the number of cases found), and the Total Percentage is greater than 100.		




[Source.](#)

Besides the 6,113 deaths reported, there are 5,172 permanent disabilities, 6,435 life threatening events, and 51,558 emergency room visits.

To put this into some perspective, there have now been more deaths reported following COVID-19 injections that started in December of 2020, than there have been total deaths recorded following vaccinations in the previous 30 years, from January 1, 1991 through November 30, 2020, according to the CDC's VAERS.

## Found 6,045 cases where Patient Died and Vaccination Date from '1991-01-01' to '2020-11-30'

Table

 Age	 Count	 Percent
<b>&lt; 3 Years</b>	3,446	57.01%
<b>3-6 Years</b>	95	1.57%
<b>6-9 Years</b>	45	0.74%
<b>9-12 Years</b>	54	0.89%
<b>12-17 Years</b>	129	2.13%
<b>17-44 Years</b>	319	5.28%
<b>44-65 Years</b>	372	6.15%
<b>65-75 Years</b>	362	5.99%
<b>75+ Years</b>	677	11.2%
<b>Unknown</b>	546	9.03%
<b>TOTAL</b>	6,045	100%




[Source.](#)

There have also now been 576 deaths of unborn children reported following COVID-19 shots, as the CDC continues to recommend that pregnant woman should get injected with these shots, that many dissenting medical doctors and scientists are now describing as “bioweapon” injections.

From the 6/18/2021 release of VAERS data:

**Found 576 cases where Vaccine is COVID19 and Symptom is Abortion or Abortion complete or Abortion early or Abortion incomplete or Abortion induced or Abortion late or Abortion missed or Abortion of ectopic pregnancy or Abortion spontaneous or Abortion spontaneous complete or Abortion spontaneous incomplete**

Table

 Age	 Count	 Percent
17-44 Years	540	93.75%
44-65 Years	12	2.08%
Unknown	24	4.17%
<b>TOTAL</b>	576	100%

[Source.](#)

Can there be any doubt any longer that the stated goals of the eugenicist Global leaders, such as Bill Gates, to reduce the world's population are now in full swing?

And these are just the reports that the CDC has decided to release to the public. There are allegedly whistleblowers within the CDC stating that the true number of deaths being reported following COVID-19 shots is over 50,000 now. ([Source.](#))

\*

Note to readers: Please click the share buttons above or below. Follow us on Instagram, @crg\_globalresearch. Forward this article to your email lists. Crosspost on your blog site, internet forums. etc.

*Featured image is from Health Impact News*

The original source of this article is [Health Impact News](#)  
Copyright © [Brian Shilhavy](#), [Health Impact News](#), 2021

[Comment on Global Research Articles on our Facebook page](#)

[Become a Member of Global Research](#)

Articles by: [Brian Shilhavy](#)

**Disclaimer:** The contents of this article are of sole responsibility of the author(s). The Centre for Research on Globalization will

not be responsible for any inaccurate or incorrect statement in this article. The Centre of Research on Globalization grants permission to cross-post Global Research articles on community internet sites as long the source and copyright are acknowledged together with a hyperlink to the original Global Research article. For publication of Global Research articles in print or other forms including commercial internet sites, contact: [publications@globalresearch.ca](mailto:publications@globalresearch.ca)

[www.globalresearch.ca](http://www.globalresearch.ca) contains copyrighted material the use of which has not always been specifically authorized by the copyright owner. We are making such material available to our readers under the provisions of "fair use" in an effort to advance a better understanding of political, economic and social issues. The material on this site is distributed without profit to those who have expressed a prior interest in receiving it for research and educational purposes. If you wish to use copyrighted material for purposes other than "fair use" you must request permission from the copyright owner.

For media inquiries: [publications@globalresearch.ca](mailto:publications@globalresearch.ca)