

# 56-year-old Australian Dr. Richard Scolyer Was Diagnosed with Worst Possible Brain Turbo Cancer. He's Now Receiving World's First mRNA Cancer Vaccine to Treat mRNA Turbo Cancer

By [Dr. William Makis](#)

Theme: [Science and Medicine](#)

Global Research, September 27, 2023

[COVID Intel](#)

All Global Research articles can be read in 51 languages by activating the Translate Website button below the author's name.

To receive Global Research's Daily Newsletter (selected articles), [click here](#).

Click the share button above to email/forward this article to your friends and colleagues. Follow us on [Instagram](#) and [Twitter](#) and subscribe to our [Telegram Channel](#). Feel free to repost and share widely Global Research articles.

\*\*\*

 **Professor Richard Scolyer AO**  
@ProfRScolyerMIA

Today, thanks to @ProfGLongMIA, I had 2nd dose of a personalised cancer vaccine! Believe I'm 1st #glioblastoma pt to receive vaccine & neoadjuvant combi #immunotherapy! We are trying to generate science to revolutionise brain cancer therapy & improve outcomes. Watch this space!



Melanoma Institute Australia and 8 others

4:42 AM · Sep 21, 2023 · 47.3K Views

 **Professor Richard Scolyer AO**  
@ProfRScolyerMIA

Energy levels picking up. Tweaking antiepileptics → refining my moods (yay say close family/friends)! Excited re more #immunotherapy today. 🙌 my body can handle added challenge. Massive thanks to @ProfGLongMIA for all she is doing to support me & push boundaries in #glioblastoma!



Melanoma Institute Australia and 9 others

2:50 AM · Sep 11, 2023 · 18.9K Views

*Internationally renowned Australian Pathologist Dr. Richard Scolyer was diagnosed with the worst possible Brain Turbo Cancer with months to live. He is now first in the World to receive an mRNA Cancer Vaccine to treat a cancer that was likely caused by COVID-19 mRNA Vaccines.*

If this was science fiction, it would be deemed too unbelievable to be published.

## Who Is Professor Richard Scolyer?

- Australian pathologist and Senior Staff specialist in tissue pathology and diagnostic oncology at Royal Prince Alfred Hospital, Sydney, Australia
- Co-Medical Director at Melanoma Institute Australia
- Professor at University of Sydney
- Received the [New South Wales Premier's Award for Outstanding Cancer Research](#) in 2009, 2012, 2013, 2014, 2016, 2017, 2018 and 2020
- He was appointed an [Officer of the Order of Australia](#) for "distinguished service to medicine, particularly in the field of melanoma and skin cancer, and to national and international professional organisations" in the [2021 Queen's Birthday Honours](#)
- In February 2019, he was ranked the world's 10th leading publisher on the topic of melanoma and the world's leading publisher in melanoma pathology
- has co-authored more than 700 publications and book-chapters on the subject

- was an editor of the 4th Edition of the [WHO Classification of Tumours](#)
- h-index 130

### [Diagnosis of Turbo Brain Cancer](#) (Glioblastoma)


- As a practicing Australian doctor, Dr. Richard Scolyer is COVID-19 vaccinated
- In June 2023 he was diagnosed with the worst type of brain cancer: Glioblastoma IDH wild-type (poorest prognosis subgroup) & “has many extra poor prognosis molecular features”
- “No one saw it coming, least of all me. I was fit, having represented Australia at the world aquathlon championships in Ibiza in early May,” he said.
- In June, he travelled to Poland with his wife Katie Nicoll, and the day before had gone hiking in the mountains. “I woke the next morning not feeling quite right”
- He was rushed to hospital and after a number of tests, Professor Scolyer was diagnosed with glioblastoma IDH wild-type, a cancer that’s considered incurable and usually fatal within six to nine months.
- The disease, he told [Saturday Morning](#), was “the worst of the worst, as far as brain cancers go”.
- “It’s incurable and the standard treatment hasn’t changed in 18 years.”



**Professor Richard Scolyer AO**  
@ProfRScolyerMIA



Dear Friends/Colleagues. I was lecturing in Poland for @DrZembowicz 2 weeks ago (with wife Dr Katie Nicoll). 2/7 later had seizure- MRI scans showed temporal lobe mass. Bx in Sydney= Glioblastoma G4. Thx 4 kind wishes/support esp from @ProfGLongMIA. Giving me strength!



10:01 PM · Jun 7, 2023 · 91.2K Views



**Professor Richard Scolyer AO** @ProfRScolyerMIA · Jul 3



I'm often asked how did my #GBM present/what symptoms did I have? I honestly don't think I had any b4 seizure in Poland on 20 May 2023. 2 days b4 I'd done a whole day presentation on latest advances in #melanoma #pathology! 3 wks b4 I'd rep'd #Australia in world aquathon champs!



**Professor Richard Scolyer AO** @ProfRScolyerMIA · Jul 24



Here's an update on the treatment journey 4 my #glioblastoma (unfortunately is in poorest prognosis subgroup & has many extra poor prognosis molecular features)! I'm overwhelmed & v thankful for incredible support I'm receiving both medically & across the community!  
@SydneyLHD

## Searching for a Cure for Turbo Cancer Caused by mRNA...

- There is a high probability that Dr. Richard Scolyer has a COVID-19 Vaccine Induced Turbo Cancer of the brain with poor features and extremely poor prognosis.
- However, he has made no mention of this possibility.

- He is now trying to find a cure for his brain cancer with an approach that is being celebrated by Big Pharma and Australian healthcare leaders

[Melanoma Researcher](#) Experimenting on His Own Brain Tumor

# Melanoma researcher experimenting on his own brain tumour

From **Saturday Morning**, 11:05 am on 23 September 2023

Share this     



Prof Richard Scolyer Photo: supplied

Pathologist professor Richard Scolyer's melanoma research is credited with saving tens of thousands of lives, but now he's in a race to save his own.

"We know from our work in melanoma that if you give immunotherapy, which are drugs that activate the immune system to recognise the tumour, they work better if you give them whilst the tumour's on board, because there's more tumour there for the immune system to be activated against."

Fifteen years ago, he said, the prognosis for people with advanced stage melanoma was "dismal", with fewer than 5 percent of patients still alive five years later, but "because of discoveries that we've led at Melanoma Institute Australia ... the prognosis has changed, so more than 55 percent of people are alive five years later".

Attempting to treat brain cancer by delivering immunotherapy to a patient before their tumour was taken out had never been tried before, Scolyer said, but based on the results they had seen in their melanoma research, it seemed to him and Long like "the right thing to do".

Shivalingam was "a little bit nervous" about taking that approach, Scolyer said, "because a sub-group of tumours can take off, even within a couple of weeks and it could have gone from bad to worse, but thankfully that didn't happen".

Instead, when the tumour was excised two weeks later, "we saw incredible things", he said.

"The number of immune cells that were in the tumour went up ten-fold; the types of immune cells that were in the tumour were activated against the tumour, and we were also able to show that the immunotherapy had crossed the blood-brain barrier and was attached to lymphocytes as well as the tumour cells."

In addition to the neoadjuvant (before surgery) immunotherapy treatment, Scolyer received a personalised brain cancer vaccine based on the RNA and DNA of his tumour.

"I'm the first person in the world, as I understand it, to have a cancer vaccine with combination neoadjuvant immunotherapy," he said.

"The idea of these vaccines is that they're not like vaccines that we have against infection ... so what they are, are a way of stimulating the immune system against your cancer ... to try and help mop up or kill off cancer cells that you already have."

It was too early to tell whether the treatments would mean any improvement in his clinical outlook, Scolyer said, and he acknowledged there were risks associated with making himself a human guinea pig, but he was happy to take them.

"There's risks that it could have shortened my life more quickly ... I was told my prognosis was about nine months, and yeah, there's a risk that it could go badly and my life would end more quickly, or indeed my life expectancy wouldn't change but I'd be left with side effects which would make the remaining time I've got dismal," he said.

"From my perspective, I'm happy to take those risks; I'm happy to be the guinea pig."

Ultimately, Scolyer hoped to see clinical trials of neoadjuvant immunotherapy treatments in brain cancer patients undertaken.

- delivering immunotherapy prior to tumor resection is an interesting idea that is worth exploring.
- “In addition...Scolyer received a personalized brain cancer vaccine based on the RNA and DNA of his tumor”
- This is an mRNA Cancer Vaccine

National Press Conference Sep. 21, 2023

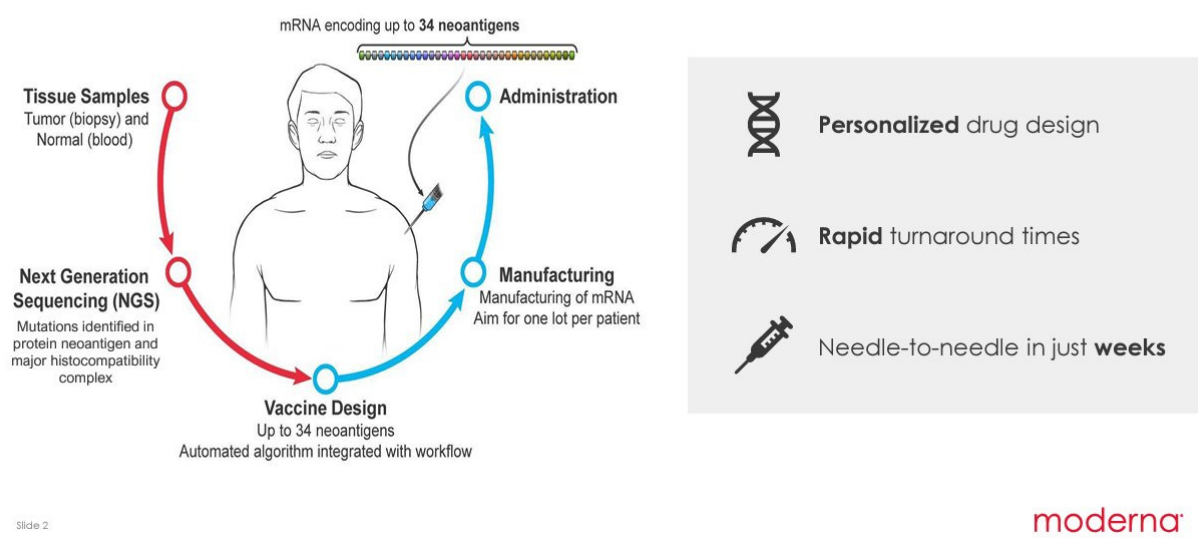
### Moderna Announces mRNA Cancer Vaccine Trial

- On July 26, 2023 Moderna ([MRNA.O](#)) and its partner Merck ([MRK.N](#)) said on Wednesday that they had “begun enrolling patients in a late-stage study testing their personalized mRNA-based skin cancer vaccine in combination with the immunotherapy Keytruda.”
- Data from a [mid-stage study](#) in 157 patients had shown that the vaccine combination cut the risk of recurrence or death by 44% in patients with melanoma, the most deadly form of skin cancer, when compared with Keytruda alone.
- The vaccine is tailored for each patient to generate T-cells, a key part of the body’s immune response, based on the specific mutational signature of a tumor.
- BioNTech SE ([22UAY.DE](#)) and Gritstone Bio ([GRTS.O](#)) are also working on competing cancer vaccines based on the mRNA technology.
- Scientists have been chasing the dream of vaccines to treat cancer for decades with few successes. According to industry experts, mRNA vaccines, which can be produced in as little as eight weeks, paired with drugs that rev up the immune system [may lead to a new generation of cancer therapies](#).
- In October 2022, Merck exercised an option to jointly develop and commercialize the treatment, known as mRNA-4157/V940, sharing costs and any profits equally.
- Merck and Moderna plan to discuss the results with regulatory authorities and start a large Phase III study in melanoma patients in 2023.
- The Merck/Moderna collaboration is one of several combining powerful drugs that unleash the immune system to target cancers with mRNA vaccine technology. They are designed to target highly mutated tumors.

This is exactly the “revolutionary” treatment regimen that Dr.Richard Scolyer has been put on. He has received 2 doses of the personalized mRNA Cancer Vaccine.

## Personalized cancer vaccine (mRNA-4157)

Designed to target an individual patient's *unique* tumor mutations



### My Take...

I sympathize with Dr. Richard Scolyer's terminal brain cancer diagnosis and I wish him every success with the experimental treatment combination of immunotherapy and personalized mRNA Cancer Vaccine. I hope it works for him.

It is highly probable that Dr.Scolyer's hyper aggressive brain cancer was caused by COVID-19 mRNA Vaccines and that it is a Turbo Cancer.

Thousands of Australians are dying from Turbo Cancer. Millions around the world will ultimately die from COVID-19 mRNA Vaccine Induced Turbo Cancer. This is the grim reality that I'm already seeing all around me.

Dr.Scolyer complied with COVID-19 Vaccine mandates in Australia. He kept his prestigious job and University positions, while others who didn't comply lost everything. It was a choice every doctor faced.

If Dr.Scolyer were to speak up and raise concerns about COVID-19 mRNA Vaccines and Turbo Cancer, he would be denounced by the media that currently adore him, he would be denounced by the politicians and the entire Australian medical establishment that is currently giving him the red carpet treatment.

His doctor colleagues would turn their back on him and they would almost certainly leave him to die. That includes his surgeon colleagues, his oncology colleagues and his long time cancer research collaborators.

The ONLY REASON Dr.Scolyer is being treated well by the medical establishment is because he is helping them advance a multi billion dollar pharmaceutical fraud - failed mRNA Vaccines. In this case, Moderna's mRNA Cancer Vaccines.

[Merck sabotaged its own drug, Ivermectin](#), and now has a multi billion dollar partnership with Moderna to produce mRNA Cancer Vaccines (the identical Treatment Regimen that Dr.Scolyer was coincidentally put on) where Merck and Moderna will share profits equally. A



deal that was paid for by the deaths of millions who were denied early treatment for COVID-19.

I'm not here to judge Dr.Scolyer. At this point, it's comply or die.

But I can openly say that which he can't.

You can't build on a foundation of fraud and the mRNA platform is a fraud. It's not only the Oncologists who are corrupt and who sold out to Big Pharma. The rot in the medical establishment is systemic.

Also, you also cannot treat or cure that which you don't understand.

The Medical establishment doesn't understand (or want to understand) the phenomenon of COVID-19 mRNA Vaccine Induced Turbo Cancer.

There is no indication that COVID-19 mRNA Vaccine Induced Turbo Cancers will respond to either Immunotherapy or experimental personalized mRNA Cancer Vaccines, or a combination of both.

But that won't stop Moderna and Merck from making billions of dollars selling fraud to desperate cancer patients as thousands and eventually millions die of "unexplained" aggressive cancers.



**Melanoma Institute Australia**  @MelanomaAus · Jun 6



We're proud to announce [@ProfRScolyerMIA](#) AO has been awarded the '2023 Distinguished Pathologist Medal' by the International Academy of Pathology (IAP) Australasian Division. Read more & watch the inspiring video of his acceptance speech > [melanoma.org.au/news/prof-scol...](https://melanoma.org.au/news/prof-scol...) #IAP @syd\_health





**Professor Richard Scolyer AO** @ProfRScolyerMIA · Jun 20

Today is surgery day. It's an uncertain path, but one I'm travelling with support & guidance from family, friends & colleagues worldwide.

[#braincancer](#) [#glioblastoma](#)


[@MelanomaAus](#) [@syd\\_health](#) [@SydneyLHD](#) [@CPC\\_usyd](#)



\*

Note to readers: Please click the share button above. Follow us on Instagram and Twitter and subscribe to our Telegram Channel. Feel free to repost and share widely Global Research articles.

*Dr. William Makis is a Canadian physician with expertise in Radiology, Oncology and Immunology. Governor General's Medal, University of Toronto Scholar. Author of 100+ peer-reviewed medical publications.*



## The Worldwide Corona Crisis, Global Coup d'Etat Against Humanity

by Michel Chossudovsky

Michel Chossudovsky reviews in detail how this insidious project “destroys people’s lives”. He provides a comprehensive analysis of everything you need to know about the “pandemic” — from the medical dimensions to the economic and social repercussions, political underpinnings, and mental and psychological impacts.

*“My objective as an author is to inform people worldwide and refute the official narrative which has been used as a justification to destabilize the economic and social fabric of entire countries, followed by the imposition of the “deadly” COVID-19 “vaccine”. This crisis affects humanity in its entirety: almost 8 billion people. We stand in solidarity with our fellow human beings and our children worldwide. Truth is a powerful instrument.”*

### Reviews

*This is an in-depth resource of great interest if it is the wider perspective you are motivated to understand a little better, the author is very knowledgeable about geopolitics and this comes out in the way Covid is contextualized. —Dr. Mike Yeadon*

*In this war against humanity in which we find ourselves, in this singular, irregular and massive assault against liberty and the goodness of people, Chossudovsky’s book is a rock upon which to sustain our fight. —Dr. Emanuel Garcia*

*In fifteen concise science-based chapters, Michel traces the false covid pandemic, explaining how a PCR test, producing up to 97% proven false positives, combined with a relentless 24/7 fear campaign, was able to create a worldwide panic-laden “plandemic”; that this plandemic would never have been possible without the infamous DNA-modifying Polymerase Chain Reaction test - which to this day is being pushed on a majority of innocent people who have no clue. His conclusions are evidenced by renown scientists. —Peter Koenig*

*Professor Chossudovsky exposes the truth that “there is no causal relationship between the virus and economic variables.” In other words, it was not COVID-19 but, rather, the deliberate implementation of the illogical, scientifically baseless lockdowns that caused the shutdown of the global economy. —David Skripac*

*A reading of Chossudovsky’s book provides a comprehensive lesson in how there is a global coup d’état under way called “The Great Reset” that if not resisted and defeated by freedom*

*loving people everywhere will result in a dystopian future not yet imagined. Pass on this free gift from Professor Chossudovsky before it's too late. You will not find so much valuable information and analysis in one place. -Edward Curtin*

[Video: Canada's COVID Mandatory Vaccinations and Their Impact on the Health of Canadians](#)

ISBN: 978-0-9879389-3-0, Year: 2022, PDF Ebook, Pages: 164, 15 Chapters

Price: ~~\$11.50~~ FREE COPY! [Click here \(docsend\) and download.](#)

We encourage you to support the eBook project by making a donation through Global Research's [DonorBox "Worldwide Corona Crisis" Campaign Page.](#)

The original source of this article is [COVID Intel](#)  
Copyright © [Dr. William Makis](#), [COVID Intel](#), 2023

---

[Comment on Global Research Articles on our Facebook page](#)

[Become a Member of Global Research](#)

Articles by: [Dr. William Makis](#)

**Disclaimer:** The contents of this article are of sole responsibility of the author(s). The Centre for Research on Globalization will not be responsible for any inaccurate or incorrect statement in this article. The Centre of Research on Globalization grants permission to cross-post Global Research articles on community internet sites as long the source and copyright are acknowledged together with a hyperlink to the original Global Research article. For publication of Global Research articles in print or other forms including commercial internet sites, contact: [publications@globalresearch.ca](mailto:publications@globalresearch.ca)

[www.globalresearch.ca](http://www.globalresearch.ca) contains copyrighted material the use of which has not always been specifically authorized by the copyright owner. We are making such material available to our readers under the provisions of "fair use" in an effort to advance a better understanding of political, economic and social issues. The material on this site is distributed without profit to those who have expressed a prior interest in receiving it for research and educational purposes. If you wish to use copyrighted material for purposes other than "fair use" you must request permission from the copyright owner.

For media inquiries: [publications@globalresearch.ca](mailto:publications@globalresearch.ca)